



# Power Tools

## 20V Cordless

### 1/2" Hammer Drill Kit w/20V MAX

- 3.0AH 20V MAX LITHIUM ION BATTERY
- Three speed, all-metal transmission
- Heavy-duty, 1/2" metal ratcheting chuck with carbide inserts
- LED light with 20 second delay after trigger release
- 535 unit watts out of maximum power
- No Load Speed 0-575/0-1,350/0-2,000 rpm
- Blows/Min 0-9,775/0-22,950/0-34,000 bpm
- Clutch Settings 22
- Tool Weight 5.2 lb.



Item #	Code	Description	Stock*
DCD985L2	DEW	Hammer Drill Kit includes 1 hour charger, (2) 20V MAX 3.0Ah battery packs, 360° side handle, kit box	Y

### 1/2" Compact Hammer Drill Kit w/20V MAX

- 1.5AH 20V MAX LITHIUM ION BATTERY
- Compact, lightweight design fits into tight areas
- High speed transmission delivers two speeds
- Heavy-duty, 1/2" metal ratcheting chuck with carbide inserts
- 350 unit watts out of maximum power
- No Load Speed 0-600/0-2,000 rpm
- Blows/Min 34,000 bpm
- Clutch settings 14
- Tool weight 3.5 lb.



Item #	Code	Description	Stock*
DCD785C2	DEW	Compact Hammer Drill Kit includes (2) 20V MAX 1.5Ah battery packs, 30 minute fast charger, belt hook, on-board bit holder, kit box	Y

### 1/4" Compact Impact Driver Kit w/20V MAX

- DCF885L2: 3.0AH 20V MAX LITHIUM ION BATTERY
- DCF885C2: 1.5AH 20V MAX LITHIUM ION BATTERY
- Compact design fits into tight areas
- Three LED lights with 20 second delay after trigger release
- 1/4" hex chuck accepts 1" bit tips
- No Load Speed 0-2,800 rpm
- Impacts/Min 0-3,200 ipm
- Max. Torque 1,400 in-lb/117 ft-lb
- Tool Weight DCF885L2: 3.4 lb. / DCF885C2: 2.8 lb.
- Tool Length 5.55"



Item #	Code	Description	Stock*
DCF885L2	DEW	Compact Impact Driver Kit includes (2) 20V MAX 3.0Ah battery packs, 30 minute fast charger, belt hook, kit box	Y
DCF885C2	DEW	Compact Impact Driver Kit includes (2) 20V MAX 1.5Ah battery packs, 30 minute fast charger, belt hook, kit box	Y

### 1/2" Compact Drill/Driver Kit w/20V MAX

- 1.5AH 20V MAX LITHIUM ION BATTERY
- Compact, lightweight design fits into tight areas
- High speed transmission delivers two speeds
- Heavy-duty, 1/2" metal ratcheting chuck with carbide inserts
- 350 unit watts out of maximum power
- No Load Speed 0-600/0-2,000 rpm
- Clutch Settings 15
- Tool Weight 3.4 lb.



Item #	Code	Description	Stock*
DCD780C2	DEW	Compact Drill/Driver Kit includes (2) 20V MAX 1.5Ah battery packs, 30 minute fast charger, belt hook, on-board bit holder, kit box	Y

### 1/8" Reciprocating Saw Kit w/20V MAX

- 3.0AH 20V MAX LITHIUM ION BATTERY
- Four position, keyless blade clamp allows for flush cutting and increased positional versatility with tool free blade changes
- Pivoting adjustable shoe allows depth of cut control
- Double oil sealed shaft resists contamination
- Strokes/Min 0-3,000 spm
- Stroke Length 1 1/8"
- Electric Brake Yes
- Tool Weight 7.35 lb.



Item #	Code	Description	Stock*
DCS380L1	DEW	Reciprocating Saw Kit includes (1) 20V MAX 3.0Ah battery pack, 30 minute fast charger, kit box	Y

### 6 1/2" Circular Saw Kit w/20V MAX

- 3.0AH 20V MAX LITHIUM ION BATTERY
- 460 unit watts out of maximum power
- No Load Speed 3,700 rpm
- Bevel Capacity 0-50°
- Arbor Size 5/8"
- Depth of Cut at 45° 1 5/8"
- Depth of Cut at 90° 2 1/4"
- Tool Weight 8.0 lb.



Item #	Code	Description	Stock*
DCS391L1	DEW	Circular Saw Kit includes 1 hour charger, (1) 20V MAX 3.0Ah battery pack, carbide-tipped blade, kit box	Y

### 2-Tool Combo Kit w/20V MAX

- 3.0AH 20V MAX LITHIUM ION BATTERY
- Tools: #DCD985 1/2" Hammer Drill & #DCF885 1/4" Impact Driver



Item #	Code	Description	Stock*
DCK290L2	DEW	Combo Kit includes (2) 20V MAX 3.0Ah battery packs, 30 minute fast charger, 360° side handle, belt hook, contractor box	Y

\*Y = stock item; A = readily available by order

## 20V Cordless

### 20V MAX Battery Pack

- No memory and virtually no self-discharge for maximum productivity and less downtime

#### DCB200 3.0Ah Battery

- 3-LED Fuel Gauge System allows immediate feedback on state of charge

#### DCB201 1.5Ah Battery

- Lightweight design and quick 30 minute charge time



Item #	Code	Description	Stock*
DCB200	DEW	3.0Ah 20V MAX Battery Pack	Y
DCB201	DEW	1.5Ah 20V MAX Battery Pack	Y

## 18V Cordless

### 1/2" Hammer Drill/Drill/Driver Kit w/18V XRP™

- 18V XRP (EXTENDED RUN-TIME) NICAD BATTERY
- Three speed, all-metal transmission
- Heavy-duty, 1/2" metal ratcheting chuck with carbide inserts
- LED light
- 450 unit watts out of maximum power
- No Load Speed 0-500/0-1,250/0-2,000 rpm
- Blows/Min 0-8,500/0-21,250/0-34,000 bpm
- Clutch Settings 22
- Tool Weight 6.25 lb.



Item #	Code	Description	Stock*
DCD950KX	DEW	Hammer Drill Kit includes 1 hour charger, (2) 18V XRP battery packs, 360° side handle, kit box	Y

### 1/2" Compact Hammer Drill Kit w/18V XRP™


- 18V XRP (EXTENDED RUN-TIME) NICAD BATTERY
- Compact, lightweight design fits into tight areas
- 1/2" single sleeve ratcheting chuck
- 410 unit watts out of maximum power
- No Load Speed 0-500/0-1,700 rpm
- Blows/Min 0-8,500/0-29,000 bpm
- Clutch settings 17
- Tool weight 4.9 lb.



Item #	Code	Description	Stock*
DC725KA	DEW	Compact Hammer Drill Kit includes 1 hour charger, (2) 18V XRP battery packs, kit box	Y

### 1/2" Drill/Driver Kit w/18V XRP™

- 18V XRP (EXTENDED RUN-TIME) NICAD BATTERY
- Three speed, all-metal transmission
- Heavy-duty, 1/2" metal ratcheting chuck
- LED light
- 450 unit watts out of maximum power
- No Load Speed 0-500/0-1,250/0-2,000 rpm
- Clutch Settings 22
- Tool Weight 6.25 lb.



Item #	Code	Description	Stock*
DCD940KX	DEW	Drill/Driver Kit includes 1 hour charger, (2) 18V XRP battery packs, 360° side handle, kit box	Y

### 1/4" Impact Driver Kit w/18V XRP™

- 18V XRP (EXTENDED RUN-TIME) NICAD BATTERY
- Compact design fits into tight areas
- Frameless motor with replaceable brushes for extended tool durability and life
- Durable magnesium gear case and all-metal transmission
- 1/4" hex shank quick release
- No Load Speed 0-2,400 rpm
- Impacts/Min: 0-2,700 ipm
- Max. Torque 1,330 in-lb/111 ft-lb
- Tool Weight 4.6 lb.
- Tool Length 5.75"



Item #	Code	Description	Stock*
DC825KA	DEW	Impact Driver Kit includes 1 hour charger, (2) 18V XRP battery packs, kit box	Y

### 1/2" Impact Driver Kit w/18V XRP™

- 18V XRP (EXTENDED RUN-TIME) NICAD BATTERY
- Compact design fits into tight areas
- Frameless motor with replaceable brushes for extended tool durability and life
- Durable magnesium gear case and all-metal transmission
- 1/2" square drive with detent pin anvil
- No Load Speed 0-2,400 rpm
- Impacts/Min 0-2,700 ipm
- Max. Torque 1,740 in-lb/145 ft-lb
- Tool Weight 4.6 lb.
- Tool Length 5.75"



Item #	Code	Description	Stock*
DC820KA	DEW	Impact Driver Kit includes 1 hour charger, (2) 18V XRP battery packs, kit box	Y

### 1/2" High Torque Impact Driver Kit w/18V XRP™

- 18V XRP (EXTENDED RUN-TIME) NICAD BATTERY
- Rocker switch design for fast and easy forward and reverse
- Frameless motor with replaceable brushes for extended tool durability and life
- Durable magnesium gear case and all-metal transmission
- 1/2" square drive with detent pin anvil
- No Load Speed 1,650 rpm
- Impacts/Min 2,600 ipm
- Max. Torque 3,600 in-lb/300 ft-lb
- Tool Weight 7.55 lb.
- Tool Length 10.75"



Item #	Code	Description	Stock*
DW059K-2	DEW	Impact Wrench Kit includes 1 hour charger, (2) 18V XRP battery packs, kit box	Y

## 18V Cordless

### 6½" Circular Saw Kit w/18V XRP™

- 18V XRP (EXTENDED RUN-TIME) NICAD BATTERY
- 460 unit watts out of maximum power
- No Load Speed 3,700 rpm
- Bevel Capacity 0-50°
- Arbor Size ⅝"
- Depth of Cut at 45° 1⅝"
- Depth of Cut at 90° 2¼"
- Tool Weight 8.7 lb.



Item #	Code	Description	Stock*
DC390K	DEW	Circular Saw Kit includes 1 hour charger, (2) 18V XRP battery packs, carbide-tipped blade, blade wrench, kit box	Y

### Jig Saw Kit w/18V XRP™

- 18V XRP (EXTENDED RUN-TIME) NICAD BATTERY
- Keyless lever-action blade clamp for quick and easy blade changes
- All-metal keyless shoe bevel with detents at 0°, 15°, 30° and 45° provides versatility for easy bevel cutting
- Four position orbital action provides control of cut quality and speed
- Adjustable dust blower keeps line of cut clear of chips
- Strokes/Min 0-3,000 spm
- Stroke Length 1"
- Tool Weight 7.5 lb.



Item #	Code	Description	Stock*
DC330K	DEW	Jig Saw Kit includes 1 hour charger, (1) 18V XRP battery pack, jig saw blade, kit box	Y



### 1⅝" Reciprocating Saw Kit w/18V XRP™

- 18V XRP (EXTENDED RUN-TIME) NICAD BATTERY
- Four position, keyless blade clamp allows for flush cutting and increased positional versatility with tool free blade changes
- Pivoting adjustable shoe allows depth of cut control
- Strokes/Min 0-3,000 spm
- Stroke Length 1⅝"
- Electric Brake Yes
- Tool Weight 8.2 lb.

Item #	Code	Description	Stock*
DC385K	DEW	Reciprocating Saw Kit includes 1 hour charger, (1) 18V XRP battery pack, kit box	Y

### 16 Gauge 20° Angled Finish Nailer Kit w/18V XRP™



- 18V XRP (EXTENDED RUN-TIME) NICAD BATTERY
- Sequential operating mode allows for precision placement and the bump operating mode provides the user with production speed
- Easy access to the nosepiece for the removal of jammed nails without the use of screwdrivers or tool wrenches
- Contact Trip Lock-Off allows trigger to be disabled when not in use
- Integrated LED lights for long life and durability
- Top cap is impact resistant and easy to remove for troubleshooting
- 20-degree angled magazine; will accept DEWALT and Paslode 20-degree nails
- Six position dial allows the user to move between applications without having to re-acquire exact depth setting
- Nailer Operating Mode Selective
- Front Handle Style Nailing rate 4-5 nails/sec
- Nail Length Capacity 1¼"-2½"
- Magazine Capacity up to 110 nails
- Magazine Loading Rear load
- Tool Height 12.8"
- Tool Length 12.5"
- Tool Weight 8.5 lb.
- Tool Width 4.18"

Item #	Code	Description	Stock*
DC618K	DEW	Nailer Kit includes 1 hour charger, (1) 18V XRP battery pack, belt hook, no-mar tip, safety glasses, kit box	Y

### 4½" Cut-off Tool Kit w/18V XRP™

- 18V XRP (EXTENDED RUN-TIME) NICAD BATTERY
- 6,500 rpm provides high power for cutting and grinding applications
- Two position side handle offers greater comfort and control
- Quick-Change™ Wheel Release allows tool free wheel removal without need for a wrench
- Low profile, jam-pot gear case provides precise gear alignment for a smoother, quieter transmission while allowing access to tight spaces
- No Load Speed 6,500 rpm
- Spindle Lock Yes
- Spindle Thread ⅝"-11"
- Tool Weight 7.0 lb.



Item #	Code	Description	Stock*
DC411KA	DEW	Cut-off Tool Kit includes 1 hour charger, (2) 18V XRP battery packs, wrench, (2) matched flanges, type 1 cutting wheel, side handle, contractor bag	Y

\*Y = stock item; A = readily available by order



## 18V Cordless



### 6-Tool Combo Kit w/18V XRP™

- 18V XRP (EXTENDED RUN-TIME) NICAD BATTERY
- #DCD950 1/2" Hammer Drill/Drill/Driver
- #DC825 1/4" Impact Driver
- #DC390 6 1/2" Circular Saw
- #DC385 1 1/8" Reciprocating Saw
- #DC411 4 1/2" Cut-off Tool
- #DW919 Flexible Floodlight

Item #	Code	Description	Stock*
DCK655X	DEW	Combo Kit includes 1 hour charger, (2) 18V XRP battery packs, carbide-tipped blade, type 1 guard, wrench, (2) matched flanges, type 1 cutting wheel, 2-position side handle, contractor bag	Y



### 4-Tool Combo Kit w/18V XRP™

- 18V XRP (EXTENDED RUN-TIME) NICAD BATTERY
- #DCD950 1/2" Hammer Drill/Drill/Driver
- #DC825 1/4" Impact Driver
- #DC385 1 1/8" Reciprocating Saw
- #DW919 Flexible Floodlight

Item #	Code	Description	Stock*
DCK455X	DEW	Combo Kit includes 1 hour charger, (2) 18V XRP battery packs, 360° side handle, contractor bag	Y

### 18V XRP™ Nicad Battery Pack

- High capacity XRP™ (Extended Run-Time) battery has 40% more run-time than standard batteries
- No memory and virtually no self-discharge for maximum productivity and less downtime

Powers entire DEWALT® line of 18V tools



Item #	Code	Description	Stock*
DC9096	DEW	18V XRP Battery Pack	Y



### Adhesive Dispensers

- 360° rotatable cartridge
- Maximum speed of 25" per minute
- Delivers up to 650 lb. pushing force to dispense the highest viscosity adhesives and sealants
- Auto-reverse feature helps reduce drips, waste and clean-up
- Set-and-Forget variable speed control for consistent flow rates and bead control

DC545K: 10 oz. dispenser

- 18V NICAD BATTERY
- Fits 10 oz., 1/10 gal., and 300-310 ml cartridges

DC546B: 29 oz. dispenser

- TOOL ONLY (18V BATTERY SOLD SEPARATELY)
- Fits 29 oz. and quart size cartridges

Item #	Code	Description	Stock*
DC545K	DEW	10 oz. Adhesive Dispenser Kit includes (1) 18V battery pack, 1 hour charger	Y
DC546B	DEW	29 oz. Adhesive Dispenser - tool only	Y

### Portable Wet/Dry Vacuum w/18V XRP™

- 18V XRP (EXTENDED RUN-TIME) NICAD BATTERY
- HEPA high efficiency, washable filter traps 99.97% of dust as small as 0.3 microns
- Heavy-duty rubber hose
- Tank Size 1/2 gallon
- Hose Diameter 1 1/4"
- Hose Length 2 1/2'
- Weight 6.0 lb.



Item #	Code	Description	Stock*
DC515K	DEW	Wet/Dry Vac Kit includes 1 hour charger, (1) 18V XRP battery pack	Y

### Flashlight

- TOOL ONLY (18V BATTERY SOLD SEPARATELY)
- Pivoting head rotates 90°
- Xenon bulb
- Three hour run-time



Item #	Code	Description	Stock*
DW908	DEW	18V Flashlight - tool only	Y

## 12V Cordless

### 3/8" Drill/Driver Kit w/12V MAX

- 12V MAX LITHIUM ION BATTERY
- Compact, lightweight design fits into tight areas
- Two speed transmission
- Single sleeve chuck
- LED light and belt hook
- 189 unit watts out of maximum power
- No Load Speed 0-400/0-1,500 rpm
- Clutch Settings 15
- Tool Weight 2.4 lb.



Item #	Code	Description	Stock*
DCD710S2	DEW	Drill/Driver Kit includes (2) 12V MAX battery packs, fast charger, belt hook, contractor bag	Y

### 1/4" Screwdriver Kit w/12V MAX

- 12V MAX LITHIUM ION BATTERY
- Compact, lightweight design fits into tight areas
- Three LED lights provide visibility without shadows
- One-handed loading, 1/4" hex chuck accepts 1" bit tips
- 160 unit watts out of maximum power
- No Load Speed 0-1,050 rpm
- Tool Weight 2.2 lb.
- Tool Length 6.25"



Item #	Code	Description	Stock*
DCF610S2	DEW	Screwdriver Kit includes (2) 12V MAX battery packs, fast charger, belt hook, bit tip, contractor bag	Y

### 1/4" Impact Driver Kit w/12V MAX

- 12V MAX LITHIUM ION BATTERY
- Compact, lightweight design fits into tight areas
- Three LED lights provide visibility without shadows
- One-handed loading, 1/4" hex chuck accepts 1" bit tips
- No Load Speed 0-2,450 rpm
- Impacts/Min 0-3,400 ipm
- Max. Torque 950 in-lb/79 ft-lb
- Tool Weight 2.3 lb.
- Tool Length 6.25"



Item #	Code	Description	Stock*
DCF815S2	DEW	Impact Driver Kit includes (2) 12V MAX battery packs, fast charger, belt hook, bit tip, contractor bag	Y

### 3/8" Impact Wrench Kit w/12V MAX

- 12V MAX LITHIUM ION BATTERY
- Compact, lightweight design fits into tight areas
- Three LED lights provide visibility without shadows
- 3/8" hog ring anvil; fast socket changing
- No Load Speed 0-2,450 rpm
- Impacts/Min 0-3,400 ipm
- Max. Torque 1,150 in-lb/96 ft-lb
- Tool Weight 2.3 lb.
- Tool Length 6.25"



Item #	Code	Description	Stock*
DCF813S2	DEW	Impact Wrench Kit includes (2) 12V MAX battery packs, fast charger, contractor bag	Y



### LED Worklight

- TOOL ONLY (12V MAX BATTERY SOLD SEPARATELY)
- Pivoting head rotates 360°
- Bright LED output—130 lumens
- Four hour run-time
- Powerful magnet and kick stand for hands-free use



Item #	Code	Description	Stock*
DCL510	DEW	12V MAX LED Worklight - tool only	Y

### 12V MAX Battery Pack & Charger

#### DCB120 12V MAX Lithium Ion Battery

- Compact, light weight design
- Quick 40 minute charge time
- No memory and virtually no self-discharge for maximum productivity and less downtime



#### DCB100 12V MAX Battery Fast Charger

- Charges all DEWALT 12V MAX Li-Ion batteries
- Charges the battery in 40 minutes or less
- Diagnostics with LED indicator communicates battery charge status: charged, charging, power line problem, replace pack, and battery too hot or too cold



Item #	Code	Description	Stock*
DCB120	DEW	12V MAX Battery Pack	Y
DCB100	DEW	12V MAX Battery Charger	Y

## 7.2V Cordless

### 1/4" Two Position Screwdriver Kit

- 7.2V NICAD BATTERY
- Variable speed and reversing trigger switch
- Industrial quick release hex-shank chuck
- No Load Speed 0-500 rpm
- Max. Torque 80 in-lb
- Tool Weight 3.5 lb.



Item #	Code	Description	Stock*
DW920K-2	DEW	Screwdriver Kit includes (2) 7.2V battery packs, 1 hour charger, kit box	Y

\*Y = stock item; A = readily available by order

## Cordless Tools

### Worksite Charger/Radio

- One hour charger for 7.2V to 18V DeWALT battery packs (except Univolt®)
- Runs off of 12V to 18V DEWALT batteries, making it a cordless radio
- Power outlets offer more versatility for job site power
- Three stage charging system provides maximum run-time and extends overall life of the battery
- AM/FM Digital Tuner with LCD display, built-in clock and 15 station memory presets
- High efficiency weather resistant speakers with dual bass ports for maximum bass and range
- Auxiliary port allows connection to CD players, MP3 players and portable satellite receivers with an audio cable (cable not included)
- Dual pivoting 11" flexible antenna provides more durability and better reception



Item #	Code	Description	Stock*
DC012	DEW	Worksite Charger/Radio	Y



### 2 Gallon Cordless or Coded Wet/Dry Vacuum

- Runs off of 12V to 18V DeWALT battery packs or 120V AC
- High efficiency filter traps 99.7% of drywall dust
- Washable wet/dry filter eliminates change overs
- Drain port on tank
- On-board hose, cord and accessory storage
- Heavy-duty, 1 1/4" x 5' rubber hose



Item #	Code	Description	Stock*
DC500	DEW	Wet/Dry Vac with hose, crevice tool, wide nozzle	Y
DC5001	DEW	Replacement Filter	A
DC5001H	DEW	Replacement HEPA Filter	A

## Fastening Tools

### VSR Drywall Screwdriver

- Depth-sensitive, "set and forget" nosepiece
- High speed transmission for production drywall hanging
- Lightweight with excellent ergonomics
- Helical-cut, heat-treated steel gears
- Amps 6.0
- No Load Speed 0-4,000 rpm
- Max. Fastener #8
- Max. Torque 60 in-lb
- Tool Weight 2.8 lb.




### VSR Versa-Clutch™ Screwdriver

- Helical-cut, heat-treated steel gears
- Versa-Clutch torque adjustment system "dials in" the proper torque
- Metal nose and gear case
- Excellent ergonomics
- Amps 6.5
- No Load Speed 0-2,000 rpm
- Max. Fastener #12
- Max. Torque 164 in-lb
- Tool Weight 3.7 lb.



### VSR All-Purpose Screwdriver

- Helical-cut, heat-treated steel gears
- High torque for deck building, drywall and heavy-gauge steel stud framing
- Depth-sensitive, "set and forget" nosepiece
- Excellent ergonomics
- Amps 6.2
- No Load Speed 0-2,500 rpm
- Max. Fastener #12
- Max. Torque 132 in-lb
- Tool Weight 3.5 lb.



Item #	Code	Description	Stock*
DW252	DEW	Lightweight VSR Drywall Scrugun	Y
DW257	DEW	VSR All-purpose Scrugun	Y
DW267	DEW	VSR Versa-Clutch™ Scrugun	Y
DW292K	DEW	1/2" Impact Wrench with contractor bag	Y

### 1/2" Impact Wrench Kit

- 1/2" detent pin anvil
- AC/DC forward/reverse rocker switch
- Ball-bearing construction
- Amps 7.5
- No Load Speed 2,100 rpm
- Impacts/Min 2,700 ipm
- Max. Torque 345 ft-lb
- Tool Weight 7.0 lb.





## Drills

### 1/2" VSR Drill

- Helical-cut, heat-treated steel gears
- Metal gear housing
- Two-finger trigger
- 1/2" keyed chuck
- 600 unit watts out of maximum power
- Amps 7.8
- No Load Speed 0-850 rpm
- Capacity in Wood (spade bit) 1 1/2"
- Capacity in Wood (auger bit) 1 1/8"
- Capacity in Wood (hole saw) 3 1/2"
- Capacity in Wood (self-feed) 2 1/8"
- Capacity in Steel (twist bit) 1/2"
- Capacity in Steel (hole saw) 2"
- Tool Weight 4.2 lb.



DW235G

### 1/2" VSR Spade Handle Drill

- Two position rear spade handle and three position side handle gives greater control for all drilling and mixing applications
- 1/2" keyed chuck
- 600 unit watts out of maximum power
- Amps 9.0
- No Load Speed 0-550 rpm
- Capacity in Wood (spade bit) 1 1/2"
- Capacity in Wood (auger bit) 1 1/2"
- Capacity in Wood (hole saw) 5"
- Capacity in Wood (self-feed) 2 9/16"
- Capacity in Steel (twist bit) 1/2"
- Capacity in Steel (hole saw) 3"
- Tool Weight 7.5 lb.



DW130V

### 1 9/16" Spline Combination Hammer Kit

- Rubber grip helps reduce the level of vibration felt by user
- Factory-set clutch reduces sudden, high torque reactions if bit jams
- Amps 11.0
- No Load Speed 0-490 rpm
- Impact Energy 8.0 ft-lb
- Blows/Minute 3,300 bpm
- Tool Length 18.6"
- Tool Weight 14 lb.



D25553K

Item #	Code	Description	Stock*
DW235G	DEW	1/2" VSR Drill	Y
DW130V	DEW	1/2" VSR Drill with Spade Handle	Y
D25553K	DEW	1 9/16" Spline Combination Hammer	Y

## Saws



### 10" Portable Table Saw with Stand

- Site-Pro Modular Guarding System allows for tool-free adjustments of the guarding components appropriate for each application
- Rack and pinion fence rails make fence adjustments fast, smooth and accurate
- On-board storage for Site-Pro components and push stick
- Amps 15
- No Load Speed 3,650 rpm
- Arbor Size 5/8"
- Table Surface 26 1/2" x 19 1/4"
- Dust Port Diameter 2 1/4"
- Depth of Cut at 90° 3 3/8"
- Depth of Cut at 45° 2 1/4"
- Max. Rip Right of Blade 24 1/2"
- Max. Rip Left of Blade 15 1/2"
- Max. Width of Dado 1 3/16"
- Tool Weight 57 lb.

Item #	Code	Description	Stock*
DW744X	DEW	10" Job Site Table Saw includes 24-tooth carbide blade, folding stand (DW7440), miter gauge, push stick	Y



### 10" Compact Job Site Table Saw

- Site-Pro Modular Guarding System allows for tool-free adjustments of the guarding components appropriate for each application
- Rack and pinion fence rails make fence adjustments fast, smooth and accurate
- On-board storage for Site-Pro components and push stick
- Metal roll cage base
- Adjustable rear feet for leveling on uneven surfaces
- Amps 15
- No Load Speed 3,850 rpm
- Arbor Size 5/8"
- Dust Port Diameter 2 1/2"
- Depth of Cut at 90° 3 3/8"
- Depth of Cut at 45° 2 1/4"
- Max. Rip Right of Blade 16"
- Max. Rip Left of Blade 12"
- Tool Weight 45 lb.

Item #	Code	Description	Stock*
DW745	DEW	10" Compact Table Saw includes 24-tooth carbide blade, blade guard, miter gauge, push stick	Y

\*Y = stock item; A = readily available by order

## Saws

### 7¼" Circular Saw with High Strength Base & Electric Brake

- Innovative high strength base will withstand a one story drop
- 9.8 lb. lightweight tool designed to reduce user fatigue and increase productivity
- Clear line of sight aids in blade visibility from any angle
- Electric brake stops blade after use
- Lower guard design improves performance when making bevel cuts and cutting shims
- Amps 15
- Max Watts Out 2,200
- No Load Speed 5,800 rpm
- Bevel Capacity 56°
- Bevel Stops 45°/22.5°
- Depth of Cut at 90° 2¾"
- Depth of Cut at 45° 1¾"
- Tool Weight 9.8 lb.



Item #	Code	Description	Stock*
DW369CSK	DEW	7¼" Circular Saw with carbide-tipped blade, blade wrench, kit box	Y



### 8¼" Circular Saw with Electric Brake

- Rear pivot depth of cut adjustment allows your hand to remain behind the tool at all depth of cuts
- Heavy gauge, high strength aluminum alloy base for increased durability on worksite
- Electric brake stops blade after use
- Amps 15
- Max Watts Out 2,075
- No Load Speed 5,800 rpm
- Bevel Capacity 50°
- Depth of Cut at 90° 2<sup>15</sup>/<sub>16</sub>"
- Depth of Cut at 45° 2¼"
- Tool Weight 12.75 lb.



Item #	Code	Description	Stock*
DW384	DEW	8¼" Circular Saw with carbide-tipped blade, wrench	Y

### 12" Double Bevel Sliding Compound Miter Saw

- Adjustable stainless steel miter detent plate with 10 positive stops
- Single lever action, double bevel design easily bevels left and right 0° - 48° with positive stops at 0°, 22.5°, 33.9° and 45° in both directions, permitting user to flip the saw and not the material
- Miters 60° to the left and 50° to the right
- Designed for use with the DW7187 DeWALT® adjustable miter saw laser system, which enhances visibility of the cutting path
- Amps 15
- No Load Speed 3,600 rpm
- Vertical Capacity 6½"
- Vertical Nested Capacity 6¾"
- Horizontal Capacity 16"
- Arbor Size ⅝" or 1"
- Tool Weight 53 lb.



### 12" Single Bevel Compound Miter Saw

- Adjustable stainless steel miter detent plate with 11 positive stops
- Bevels 0°-48° to the left and 0°-3° to the right
- 0°-50° left and right miter capacity
- Four hardened steel bevel stops at 0°, 33.9°, 45° and 48°
- Amps 15
- No Load Speed 4,000 rpm
- Vertical Capacity 6½"
- Vertical Nested Capacity 5¼"
- Horizontal Capacity 8"
- Arbor Size ⅝" or 1"
- Tool Weight 42 lb.



### 8½" Single Bevel Compound Miter Saw

- Adjustable stainless steel miter detent plate with 11 positive stops
- Bevels 0°-48° to the left and 0°-3° to the right
- 0°-50° left and 0°-60° right miter capacity
- Bevel stops at 0, -2, 33.9, 45, 48
- Amps 15
- No Load Speed 5,400 rpm
- Vertical Capacity 3¼"
- Vertical Nested Capacity 3½"
- Horizontal Capacity 11.8"
- Arbor Size ⅝"
- Tool Weight 43 lb.



### Miter Saw Stand

- Universal design works with all brands of miter saws
- Lightweight aluminum construction allows for easy transport
- 5½' beam extends to support up to 16' of material and up to 500 lb.
- Legs provide superior support and fold for easy storage
- Mounting brackets allow easy and secure mounting of miter saw to stand
- Extended width/height 150"/32"
- Folded width/height: 72"/6"
- Weight 35 lb.



Item #	Code	Description	Stock*
DW712	DEW	8½" Miter Saw with carbide blade, blade wrench	Y
DW715	DEW	12" Miter Saw with carbide blade, dust bag, wrench	Y
DW718	DEW	12" Sliding Miter Saw with carbide blade, dust bag, blade wrench, dust bag, vertical material clamp	Y
DW723	DEW	Miter Saw Stand	Y



# Saws

## 13" Three Knife Planer

- Two speed gear box allows users to change feed speed to optimizing cuts per inch at 96 or 179
- Fan-assisted chip ejection vacuums chips off of the cutter-head and exhausts them out of the machine
- 19<sup>3</sup>/<sub>4</sub>" cast aluminum base is two times more rigid than a standard 10" base and folding tables
- Material removal gauge and extra-large thickness scale deliver accurate cuts with every pass
- Amps 15
- No Load Speed 20,000 rpm
- Cutterhead Speed 10,000 rpm
- Max. Depth of Cut 1/8"
- Depth Capacity 6"
- Width Capacity 13"
- Tool Weight 92 lb.



Item #	Code	Description	Stock*
DW735	DEW	13" Thickness Planer with dust hose adapter	Y

## 20" Variable Speed Scroll Saw

- Tool-free blade clamps allow blade changes in seconds
- On-off switch, electronic variable speed, flexible dust blowers and blade-tensioning lever are all located on the front upper arm
- Arm lifts so blade can be easily threaded through the material for inside cuts
- Oversized, cast-iron table provides excellent material support and bevels 45° left and right
- Amps 1.3
- Strokes/Minute 400-1,750 spm
- Stroke Length 3/4"
- Depth of Cut 2"
- Tool Weight 56 lb.



Item #	Code	Description	Stock*
DW788	DEW	20" Scroll Saw	Y
DW7881	DEW	Work Light	A
DW7880	DEW	Scroll Saw Stand	A



## 10" Wet Tile Saw with Stand

- Cantilevering rail/cart system allows for 24" ripping capacity—18" tile on diagonal
- Only 69 lb.—allows one person to transport and set up saw
- Stainless steel rail system is integrated into the saw frame, ensuring accurate cuts
- Integrated 45/22.5° miter feature for quick angled cuts
- Plunge feature allows the user to make quick plunge cuts for electrical outlets and A/C registers
- Dual water nozzles can be adjusted for optimal water placement on blade in order to minimize over-spray and mist
- Rear and side water attachments help contain water run-off and blade spray
- Removable cutting cart for easy cleaning of tile saw
- Compact saw frame allows for easy transport and storage in vehicle —34" L x 26" W
- 3/8" depth of cut allows for cutting of V-cap and pavers
- Powerful 1.5 hp motor will cut hard materials such as porcelain and stone
- 5 gallon water pan allows for quick set-up and break-down
- Edge Guide with two position 45° guide allows for easy line-up of corner cuts.
- 15 amps



Item #	Code	Description	Stock*
D2400S	DEW	10" Wet Saw with Stand	Y

## 14" Chop Saw

- QUIK-CHANGE™ Blade Change System increases productivity by providing the user the ability to change wheels without a wrench
- Exclusive QUIK-FENCE™ tool-free, 45° adjustable fence allows for fast and accurate angle cuts without using a wrench
- Quick-Lock Vise allows for fast clamping on different size materials to increase productivity
- Amps 15
- No Load Speed 4,000 rpm
- Horsepower 5.5
- Wheel Arbor 1"
- Max. Capacity (Round) 5"
- Max. Capacity (Rectangular) 4 1/2" x 6 1/2"
- Tool Length 21"
- Tool Weight 39 lb.




Item #	Code	Description	Stock*
D28715	DEW	14" Chop Saw includes abrasive wheel, fence wrench and tool-free flange system	Y

\*Y = stock item; A = readily available by order

## Grinders

### 4½" Small Angle Grinder Kit

- Dust Ejection System™ provides durability by ejecting dust particles that enter the tool through the air intake vents
- Jam pot, low profile gear case provides precise gear alignment for a smoother, quieter transmission while allowing access to tight spaces
- E-Clutch®/overload protection
- Tool-free flange system
- Amps 10.0
- Max Watts Out 1,200
- Horsepower 1.6
- No Load Speed 11,000 rpm
- Spindle Thread ⅝"-11
- Switch Type Paddle w/lock-on
- Tool Length 11¼"
- Tool Weight 4.6 lb.



Item #	Code	Description	Stock*
D28402K	DEW	4½" Angle Grinder includes two position side handle, depressed center wheel, keyless adjustable guard, wrench, kit box	Y

### 8" Bench Grinder

- ¾ hp induction motor provides superior power for industrial grinding applications
- Motor runs at 3,600 rpm for high-speed material removal
- 12½" distance between wheels for larger and longer grinding applications
- Amps 4.2
- Spindle Diameter ⅝"
- Tool Length 16.0"
- Tool Weight 39.5 lb.



Item #	Code	Description	Stock*
DW758	DEW	8" Bench Grinder includes 36 grit wheel, 60 grit wheel, eye shields, spark deflectors, tool rests., adjustable guard, wrench	Y



# BOSCH

## Power Tools



### 36V Cordless

#### SDS-Plus® 1" Rotary Hammer

- 1" solid bit capacity
- 2.5" core bit capacity
- Three mode selector: rotation only, rotary hammer, hammer only
- Litheon™ 36V batteries allow more battery charges, longer run time and more power
- Variable speed reversing trigger
- Vario-Lock™ Positioning rotates and locks chisel into 36 different positions
- Integral clutch helps minimize torque reaction

#### Specifications

No Load RPM	0-960
No Load BPM	0-4,260
SPM	0-3,000
Impact Energy	2.2 ft-lb
Weight	9.6 lb.
Max. Capacity in Concrete	1"
Max. Capacity in Wood	1¼"
Max. Capacity in Metal	½"
Length	15"

Item #	Code	Description	Stock*
11536VSR	BOS	36V SDS-Plus 1" Rotary Hammer includes 360° auxiliary side handle, carrying case, 1 hour charger, depth gauge, (2) Litheon FatPack batteries	Y

Call us for current replacement batteries and chargers for your cordless tools.



BOSCH

Panasonic



\*Y = stock item; A = readily available by order



# BOSCH Power Tools

## 18V Cordless

### Compact Tough™ 1/2" Drill/Driver

- Four pole open frame motor provides more power in a smaller size
- Ratcheting single sleeve 1/2" chuck
- LED light
- Variable speed trigger

**Specifications**

Clutch Settings	18+1
No Load RPM	0-500/0-1,700
Torque	600 in-lb
Length	7"
Weight	4 lb.



Item #	Code	Description	Stock*
DDS181-02	BOS	18V Compact Tough 1/2" Drill/Driver includes (2) High Capacity SlimPack batteries, fast charger, double-ended Phillips drive bit, carrying case	Y

### Compact Tough™ 1/2" Hammer Drill/Driver

- Four pole open frame motor provides more power in a smaller size
- Ratcheting single sleeve 1/2" chuck
- LED light
- Variable speed trigger

**Specifications**

Clutch Settings	18+1
No Load BPM	0-25,500
No Load RPM	0-500/0-1,700
Torque	600 in-lb
Length	7.5"
Weight	4.2 lb.



Item #	Code	Description	Stock*
HDS181-01	BOS	18V Compact Tough 1/2" Hammer Drill/Driver includes (2) High Capacity FatPack batteries, fast charger, double-ended Phillips drive bit, carrying case	Y
HDS181-02	BOS	18V Compact Tough 1/2" Hammer Drill/Driver includes (2) High Capacity SlimPack batteries, fast charger, double-ended Phillips drive bit, carrying case	Y
HDS181-02L	BOS	18V Compact Tough 1/2" Hammer Drill/Driver includes (2) High Capacity SlimPack batteries, fast charger, double-ended Phillips drive bit, L-Boxx case	Y

### 1/2" Impact Wrench

- High performance motor and all metal gears
- Variable speed trigger
- 1/2" square drive
- LED light
- Variable speed trigger

**Specifications**

No Load RPM	0-2,800
Torque	1,600 in-lb
Length	6"
Weight	3.8 lb.



Item #	Code	Description	Stock*
24618-01	BOS	18V 1/2" Impact Wrench includes (2) FatPack batteries, fast charger, belt clip, carrying case	Y

### Brute Tough™ 1/2" Drill/Driver

- Four pole open frame motor provides more power in a smaller size
- Metal auto-lock 1/2" chuck
- LED light
- Variable speed trigger

**Specifications**

Clutch Settings	25+1
No Load RPM	0-380/0-1,600
Torque	700 in-lb
Length	8.25"
Weight	4.8 lb.



Item #	Code	Description	Stock*
DDH181-01	BOS	18V Brute Tough 1/2" Drill/Driver includes (2) High Capacity FatPack batteries, fast charger, double-ended Phillips drive bit, carrying case	Y

### Brute Tough™ 1/2" Hammer Drill/Driver

- Four pole open frame motor provides more power in a smaller size
- Metal auto-lock 1/2" chuck
- LED light
- Variable speed trigger

**Specifications**

Clutch Settings	25+1
No Load BPM	0-27,000
No Load RPM	0-420/0-1,800
Torque	700 in-lb
Length	8.75"
Weight	4.9 lb.



Item #	Code	Description	Stock*
HDH181-01	BOS	18V Brute Tough 1/2" Hammer Drill/Driver includes (2) FatPack batteries, fast charger, magnetic bit holder & screwdriver bit, carrying case	Y

### 1/4" Impact Driver

- High performance motor and all metal gears
- Variable speed trigger
- 1/4" hex drive with Quick Release
- LED light
- Variable speed trigger

**Specifications**

No Load RPM	0-2,800
Torque	1,500 in-lb
Length	5.7"
Weight	3.8 lb.



Item #	Code	Description	Stock*
25618-01	BOS	18V 1/4" Impact Drill/Driver includes (2) FatPack batteries, fast charger, double-ended Phillips drive bit, carrying case	Y
25618-02	BOS	18V 1/4" Impact Drill/Driver includes (2) SlimPack batteries, fast charger, double-ended Phillips drive bit, carrying case	Y



## 18V Cordless

### High Torque Impact Wrench

- True flat anvil design enables easier changing of sockets
- Socket storage in hard case
- 1/2" square drive
- LED light

**Specifications**

No Load RPM	0-1,900
Torque	500 ft-lb
Length	10"
Weight	6.7 lb.



Item #	Code	Description	Stock*
IWHT180-01	BOS	18V High Torque Impact Wrench includes (2) FatPack batteries, fast charger, carrying case	Y

### 1/2" SDS-plus® Rotary Hammer

- Brushless electronic motor
- Pneumatic hammer mechanism
- LED light

**Specifications**

No Load BPM	0-4,500
No Load RPM	0-1,400
Torque	360 in-lb
Length	11.25"
Weight	5.7 lb.



Item #	Code	Description	Stock*
RHH180-01	BOS	18V 1/2" SDS-plus Rotary Hammer includes (2) FatPack batteries, fast charger, carrying case	Y
RHH180B	BOS	18V 1/2" SDS-plus Rotary Hammer - bare tool only	Y



### 1 1/8" Reciprocating Saw

- Lockjaw™ Blade Holder for fast one-handed blade changes
- Two speed selector and variable speed trigger
- Heavy-duty aluminum foot and upper guard
- Spindle lock for fast blade changes

**Specifications**

No Load RPM	0-2,400/0-2,700
Weight	7.6 lb.
Length	17.4"

Item #	Code	Description	Stock*
CRS180K	BOS	18V Reciprocating Saw includes FatPack battery, fast charger, (2) 6" bi-metal blades	Y
CRS180B	BOS	18V Reciprocating Saw - bare tool only	Y

### 6 1/2" Circular Saw

- Cuts through 2x material at full depth of cut
- Anti-sag lower guard reduces hang-ups when making narrow cut-offs
- Easy-to-read depth of cut gauge
- Heavy-duty aluminum foot and upper guard
- Spindle lock for fast blade changes

**Specifications**

Bevel	50°
No Load RPM	3,900
Weight	6.6 lb.



Item #	Code	Description	Stock*
CCS180K	BOS	18V 6 1/2" Circular Saw includes FatPack battery, fast charger, Allen key, blade	Y
CCS180B	BOS	18V 6 1/2" Circular Saw - bare tool only	Y

### 4 1/2" Angle Grinder

- Powerful four brush motor design
- Overload protection and lifetime brush design
- Burst-wheel resistant guard design

**Specifications**

No Load RPM	10,000
Spindle Thread	5/8"-11
Weight	5.0 lb.
Length	12.5"



Item #	Code	Description	Stock*
CAG180-01	BOS	18V 4 1/2" Angle Grinder includes (2) FatPack batteries, fast charger, cut-off guard, cut-off wheel, flange kit, carrying case	Y
CAG180B	BOS	18V 4 1/2" Angle Grinder - bare tool only	Y

### 16 Gauge Finish Nailer

- Blank fire lock-out, lock-out switch and tool-free jam clearing
- Belt hook

**Specifications**

Nail Length	1 1/4"-2 1/2"
Weight	7.7 lb.



Item #	Code	Description	Stock*
FNH180-16K	BOS	18V 16 Gauge Finish Nailer includes FatPack battery, fast charger, safety glasses, carrying case	Y
FNH180-16B	BOS	18V 16 Gauge Finish Nailer - bare tool only	Y



**BOSCH**

\*Y = stock item; A = readily available by order

## 18V Cordless

### Compact Band Saw

- Ideal for working in tight spaces or overhead cutting
- LED work light
- Lightweight, rugged aluminum base

**Specifications**

Cutting Capacity 2½"



Item #	Code	Description	Stock*
BSH180-01	BOS	18V Band Saw includes (2) FatPack batteries, fast charger, auxiliary handle, (3) 18 TPI blades, case	Y
BSH180B	BOS	18V Band Saw - bare tool only	Y

### ¾" Planer

- Electronically counterbalanced single-blade design system
- Automatically positions blade at ideal cutting angle
- Chip ejection can be switched to left or right for more convenience

**Specifications**

No Load RPM 14,000  
 Planing Depth 0" to ¼"  
 Planing Width ¾"  
 Weight 5.7 lb.  
 Length 12.63"



Item #	Code	Description	Stock*
PLH18B	BOS	18V ¾" Planer - bare tool only	Y

### 18V Lithium Ion Battery & Charger



Item #	Code	Description	Stock*
BAT609	BOS	18V Lithium Ion SlimPack battery	Y
BAT618	BOS	18V Lithium Ion FatPack battery	Y
BAT610G	BOS	18V Lithium Ion High Capacity (HC) SlimPack battery	Y
BAT619G	BOS	18V Lithium Ion High Capacity (HC) FatPack battery	Y
BC630	BOS	Charges 14.4V-18V batteries in 30 minutes	Y



\*Y = stock item; A = readily available by order



sales@mqb.com

mqb.com

### 2-Tool Combo Kit

- #HDH181 ½" Hammer Drill/Drill/Driver
- #25618 ¼" Impact Driver



Item #	Code	Description	Stock*
CLPK221-181	BOS	Combo Kit includes (2) High Capacity FatPack batteries, fast charger, carrying bag	Y

### 2-Tool Combo Kit

- #DDS180 ½" Drill/Driver
- #25618 ¼" Impact Driver



Item #	Code	Description	Stock*
CLPK232-180	BOS	Combo Kit includes (2) SlimPack batteries, fast charger, carrying bag	Y

### 4-Tool Combo Kit

- #HDH181 ½" Hammer Drill/Drill/Driver
- #CRS180 Reciprocating Saw
- #CCS181 6½" Circular Saw
- #CFL180 Flashlight



Item #	Code	Description	Stock*
CLPK401-181	BOS	Combo Kit includes (2) High Capacity FatPack batteries, fast charger, carrying bag	Y

### Power Box™ 360° Job Site Stereo

- Four-way speakers and subwoofer
- Moisture and dust-resistant
- Aluminum and rubber roll cage
- Advanced digital tuning
- 20 FM/10 AM presets
- Digital media bay—MP3, CD, SD card, USB thumb drive
- Aux 1 in port, (2) Aux 2 in ports, line out port
- Charges 14.4V-18V Bosch batteries
- Four-way power outlets
- 12V DC adapter charges cell phones
- Voltage 120V AC, 12V DC, 14.4V-18V Bosch batteries
- Cord Length 6'
- Weight 25 lb.



Item #	Code	Description	Stock*
PB360S	BOS	Job Site Radio/Charger/Digital Media Stereo	Y

## 12V Cordless

### I-Driver

- Drives 100 3" screws per battery charge
- Ultra-compact head length—3.5" total head length
- 90° articulating head rotates and locks into five positions
- Forward/reverse button
- Quick Change Chuck— ¼" hex shank bits
- Storage Hanger
- Variable speed trigger

#### Specifications

Clutch Settings	7+1
Length	11.5"
No Load RPM	0-600
Torque	80 in-lb
Weight	2.2 lb.



Item #	Code	Description	Stock*
PS10-2A	BOS	12V Max I-Driver includes (2) lithium ion batteries, 30 minute charger, (2) 1.5" power drive bits, carrying case	Y

### ¾" Angle Drill/Driver

- Two LED lights articulate with chuck
- ¾" auto lock chuck
- 90° articulating head rotates and locks into five positions
- Motor brake for exact serial screw driving
- Variable speed trigger

#### Specifications

No Load RPM	0-1,300
Torque	115 in-lb
Weight	2.75 lb.



Item #	Code	Description	Stock*
PS11-102	BOS	12V Max Angle Drill/Driver includes lithium ion battery, 30 minute charger, carrying case	Y

### Flashlight

More than seven hours of continuous run time with one battery charge.



Item #	Code	Description	Stock*
FL11A	BOS	12V Max Lithium Ion Flashlight	Y

### 12V Lithium Ion Battery & Charger



Item #	Code	Description	Stock*
BAT413	BOS	12V Max High Capacity (HC) Lithium Ion battery	Y
BAT618	BOS	12V Max 30 Minute Charger	Y



### Two Speed Pocket Driver™

- Compact and powerful
- LED light
- 90° articulating head rotates and locks into five positions
- Forward/reverse button
- Quick Change Chuck— ¼" hex shank bits
- Storage Hanger
- Variable speed trigger

#### Specifications

Length	5.6"
No Load RPM	0-350/0-1,300
Torque	265 in-lb
Weight	1.8 lb.



Item #	Code	Description	Stock*
PS21-2A	BOS	12V Max Pocket Driver includes (2) lithium ion batteries, 30 minute charger, carrying case	Y

### ¾" Drill/Driver

- 7" head length is small enough to reach into tight areas
- ¾" single sleeve chuck
- LED light

#### Specifications

Clutch Settings	20+1
Length	7"
No Load RPM	0-350/0-1,300
Torque	265 in-lb
Weight	2.4 lb.



Item #	Code	Description	Stock*
PS31-2A	BOS	12V Max Drill/Driver includes (2) lithium ion batteries, 30 minute charger, carrying case	Y

### ¾" Hammer Drill/Driver

- Two speeds
- ¾" auto chuck
- LED light and fuel gauge

#### Specifications

Clutch Settings	20+1
Impact Rate	0-19,500
No Load RPM	0-380/0-1,300
Torque	265/124 in-lb
Weight	2.3 lb.



Item #	Code	Description	Stock*
PS130-2A	BOS	12V Max Hammer Drill/Driver includes (2) lithium ion batteries, 30 minute charger, carrying case	Y

### Impact Driver

- Two speeds
- ¾" auto chuck
- 3-LED light ring and fuel gauge
- Variable speed trigger

#### Specifications

Clutch Settings	20+1
No Load BPM	0-3,100
No Load RPM	0-2,600
Torque	930 in-lb
Weight	2.13 lb.



Item #	Code	Description	Stock*
PS41-2A	BOS	12V Max Impact Driver includes (2) lithium ion batteries, 30 minute charger, carrying case	Y



## 12V Cordless

### Oscillating Multi-X™ Tool Kit

The Multi-X Tool is versatile and flexible in many applications and materials. It offers corded performance for cutting, sanding, and other applications and is suitable for soft wood, hard wood, dry wall, plastic or metal.

- No-mar plastic nose protects work piece
- Fuel gauge
- Variable speed dial for sanding speed adjustments

#### Specifications

Oscillations/Min.	5,000-20,000
Length	10.9"
Weight	2.2 lb.

Item #	Code	Description	Stock*
PS50-2A	BOS	12V Max Multi-X Tool Kit includes (2) lithium ion batteries, 30 minute charger, OSCAD1 adapter, triangular sandpaper set, sanding paper, HCS plunge cut blade, hard carrying case	Y
PS50-2B	BOS	12V Max Multi-X Tool Kit includes (2) lithium ion batteries, 30 minute charger, OSCAD1 adapter, triangular sandpaper set, sanding paper, (2) HCS plunge cut blade, BIM flush cut blade, hard carrying case	Y



### Pocket Reciprocating Saw

- 11" tool length provides better balance and control of the tool for working in tight areas
- Fast motor brake for safety and accurate cutting
- High/low temperature and over-current indicators
- LED light and fuel gauge

#### Specifications

Stroke Length	.57"
No Load SPM	0-3,000
No Load RPM	0-3,600
Torque	265/124 in-lb
Weight	2.6 lb.

Item #	Code	Description	Stock*
PS60-2A	BOS	12V Max Reciprocating Saw includes (2) lithium ion batteries, 30 minute charger, metal cutting blade, all-purpose cutting blade, carrying case	Y



### Metal Shear

- Accurate cutting—able to cut holes as small as ½" diameter
- Cut straight lines, as well as curves with tight minimum radius
- Compact for working overhead
- Ambidextrous control

#### Specifications

Cutting Capacity	.048 Metal .0808 Most Aluminum
No Load RPM	0-3,600
Length	10"
Weight	3.0 lb.

Item #	Code	Description	Stock*
PS70-2A	BOS	12V Max Metal Shear includes (2) lithium ion batteries, 30 minute charger, blade set, feeler gauge, hex Allen key, carrying case	Y



### Inspection Camera Kit

- 2.7" screen
- 48" Imager with 17mm diameter head
- Imager is waterproof for clear viewing underwater
- Bright LED light for increased visibility in dark areas
- Clear optics and color uniformity make objects easier to view



Item #	Code	Description	Stock*
PS90-1A	BOS	12V Max Inspection Camera includes (2) lithium ion batteries, 30 minute charger, 17mm hook, magnet, mirror, video cable	Y

## NEED BLADES?

See the  
CUTTING TOOLS SECTION  
for BOSCH cutting accessories.

STARTS ON PAGE 238.

\*Y = stock item; A = readily available by order

## Drills

### Two Speed Hammer Drill

- ½" three jaw chuck for rugged hammer drilling applications
- Dual-mode selector easily converts from rotation only to hammer drill mode
- Rotating brush plate provides equal power in forward and reverse
- Variable-speed reversing trigger



#### Specifications

Amperage	8.5
Length	13.4"
No Load BPM	0-19,550/0-51,000
No Load RPM	0-1,150/0-3,000
Weight	6.2 lb.

Item #	Code	Description	Stock*
HD19-2	BOS	Hammer Drill includes 360° auxiliary handle, depth gauge, carrying case	Y

### ¾" SDS-plus® Rotary Hammer w/Dust Collection

- Compact and lightweight at 7½" in height and only 7.4 lb.
- Dust collection unit with microfilter system and variable depth adjustment
- Two modes of operation: rotary hammer and rotation only mode
- Variable speed trigger and rotating brush plate



#### Specifications

Amperage	6.1
Impact Energy (ft-lb)	1.8
Length	14¼" (tool), 19½" (w/dust collector)
No Load BPM	0-4,400
No Load RPM	0-1,100

Item #	Code	Description	Stock*
1125VSRD	BOS	¾" Rotary Hammer includes 360° auxiliary handle, dust collection unit, carrying case	Y

### 1" SDS-plus® Bulldog™ Xtreme Rotary Hammer

- Three modes of operation: rotation only, rotary hammer and hammer only
- Vario-Lock™ Positioning rotates and locks chisel into 36 positions
- Rotating brush plate provides equal power in forward and reverse
- Variable-speed reversing trigger



#### Specifications

Amperage	7.5
Impact Energy (ft-lb)	2.2
Length	17.25"
No Load BPM	0-5,800
No Load RPM	0-1,300
Weight	6.7 lb.

Item #	Code	Description	Stock*
1125VSR	BOS	1" Rotary Hammer includes 360° auxiliary handle, depth gauge, carrying case	Y

### 1⅛" SDS-plus® Bulldog™ Xtreme Max Rotary Hammer

- Anti-vibration system—counter-balance vibration control provides uncompromising user comfort in all-day applications
- Three modes of operation: rotation only, rotary hammer and hammer only
- Vario-lock™ Positioning rotates and locks chisel into 40 different positions



#### Specifications

Amperage	8.0
Height	6.25"
Impact Energy (ft-lb)	2.4
Length	17.4"
No Load BPM	0-5,460
No Load RPM	0-1,230
Weight	6.9 lb.
Width	3.25"

Item #	Code	Description	Stock*
RH228VC	BOS	1⅛" Rotary Hammer includes 360° auxiliary handle, depth gauge, carrying case	Y

### 1⅙" Spline Combination Hammer

- Spline/round hex bit system provides tool-free bit changes with automatic bit locking
- Two modes of operation: rotary hammer and hammer only mode
- Vario-Lock™ Positioning rotates and locks chisel into 12 positions



#### Specifications

Amperage	10.0
Cord Length	12'
Impact Energy (ft-lb)	5.2
Length	17.25"
No Load BPM	3,000
No Load RPM	400
Weight	13.6 lb.

Item #	Code	Description	Stock*
11247	BOS	1⅙" Spline Combination Hammer includes auxiliary handle, carrying case	Y

### 1⅝" Spline Hammer

- Anti-vibration system—counter-balance vibration control provides uncompromising user comfort in all-day applications
- Constant Response Circuitry maintains speed under load and overload protection
- Turbo™ Power delivers 20% more power in hammer only mode
- Vario-Lock™ Positioning rotates and locks chisel into 12 different positions
- Auto-Max™ Variable Speed Dial ensures maximum speed every time the tool is turned on
- Service Minder™ light indicates when preventative maintenance is required



#### Specifications

Amperage	13.0
Impact Energy (ft-lb)	7.4/8.1 (turbo)
Length	18"
No Load BPM	1,700-2,900
No Load RPM	170-340
Weight	15.1 lb.

Item #	Code	Description	Stock*
11265EVS	BOS	1⅝" Spline Hammer includes auxiliary handle, carrying case	Y

## Drills

### SDS-max® Demolition Hammer

- Anti-vibration system—counter-balance vibration control provides uncompromising user comfort
- Constant Response Circuitry maintains speed under load and overload protection
- Articulating auxiliary handle provides maximum comfort and control by maintaining the best working posture possible
- Vario-Lock™ Positioning rotates and locks chisel into 12 positions
- Auto-Max™ Variable Speed Dial ensures maximum speed every time the tool is turned on
- Service Minder™ light indicates when maintenance is required



#### Specifications

Amperage	13.0
Impact Energy	9.6 ft-lb
Length	18.6"
No Load BPM	1,300-2,900
Weight	12.8 lb.

Item #	Code	Description	Stock*
11321EVS	BOS	SDS-max Demolition Hammer includes auxiliary handle, carrying case	Y

### SDS-max® Demolition Hammer

- Constant Response Circuitry maintains speed under load and overload protection
- Padded rear handle absorbs shock for operator comfort
- Vario-Lock™ Positioning rotates and locks chisel into 12 different positions
- Variable speed dial for controlled chipping applications
- Service Minder™ light indicates when maintenance is required



#### Specifications

Amperage	14.0
Impact Energy (ft-lb)	4.4-18.4 ft-lb
Length	22.5"
No Load BPM	900-1,890
Weight	22.5 lb.

Item #	Code	Description	Stock*
11316EVS	BOS	SDS-max Demolition Hammer includes auxiliary handle, carrying case	Y

### 1/2" High Torque Drill

- Variable speed, soft grip trigger with reversing switch
- Two finger trigger design and lock-on button
- 8' rubber cord



#### Specifications

Amperage	8.0
Length	11.3"
No Load RPM	0-850
Torque	472 in-lb
Weight	5.3 lb.

Item #	Code	Description	Stock*
1033VSR	BOS	1/2" High Torque Drill includes auxiliary handle, chuck key, carrying case	Y



# BOSCH

### 3/4" Round Hex Demolition Hammer

- Constant Response Circuitry maintains speed under load and overload protection
- Padded rear handle absorbs shock for operator comfort
- Variable speed dial for controlled chipping applications
- Service Minder™ light indicates when preventative maintenance is required



#### Specifications

Amperage	12.8
Impact Energy (ft-lb)	4.0-16.5 ft-lb
Length	22.5"
No Load BPM	850-1,800
Weight	22.0 lb.

Item #	Code	Description	Stock*
11317EVS	BOS	3/4" Round Hex Demolition Hammer includes auxiliary handle, carrying case	Y

## Fastening

### 4,500 Screwgun

- Compact, lightweight, ergonomic design—plastic gear housing
- Posi-Lok™ nose piece design retains depth setting when removed and eliminates time consuming depth readjustments
- Strong bit tip magnet
- Variable speed trigger with forward-reverse lever
- Lock-on button for extended use applications



#### Specifications

Amperage	7.0
Torque (ft-lb)	106 ft-lb
No Load RPM	4,500
Weight	3.1 lb.

Item #	Code	Description	Stock*
SG450	BOS	Screwgun includes bit tip holder, #2 Phillips tip, nose piece	Y

### PRODUCTS NOT LISTED?

All of the products we sell are not listed in this catalog. If you don't find everything you need,

PLEASE CALL US—WE CAN HELP!

\*Y = stock item; A = readily available by order



## Fastening Tools

### FULL FORCE TECHNOLOGY

Bosch pneumatic fastening tools are engineered to direct 100% of their energy to the fastener by eliminating wasted power and space. Full force technology means the user has ample power to consistently sink nails in all types of engineered lumber, as well as standard wood boards and beams.

### Clipped Head Framing Nailer

- Metal strike plate is designed to position lumber and take job site abuse
- Toolless adjustable depth of drive
- Quick release magazine easily allows removal of jammed nails without disassembling tool
- In-line, self-cleaning air filter keeps debris from the valve and o-ring, improving life of the tool
- Easily switch between bump and sequential fire
- Dry fire lock-out avoids accidental blank firing when out of nails



#### Specifications

Nail Diameter 9 Gauge  
 Nail Length 2"-3½"  
 Nail Shank Smooth, Ring, Screw  
 Operating Range 60-120 psi  
 Weight 8.4 lb.

Item #	Code	Description	Stock*
SN350-34C	BOS	Clipped Head Framing Nailer includes safety glasses, no-mar tip	Y

### Roofing Coil Nailer

- Bosch Armor protects from job site abuse and abrasive shingles
- Toolless adjustable shingle guide enables user to change exposure dimension for different shingle types
- Single action, side load, one step nail re-load
- Toolless adjustable depth of drive
- In-line, self-cleaning air filter keeps debris from the valve and o-ring, improving life of the tool
- Dry fire lock-out avoids accidental blank firing when out of nails



#### Specifications

Nail Diameter 11 Gauge  
 Nail Length ¾"-1¾"  
 Nail Shank Smooth  
 Operating Range 75-120 psi  
 Weight 5.5 lb.

Item #	Code	Description	Stock*
RN175	BOS	Roofing Coil Nailer includes safety glasses	Y

### 15 Gauge Angled Finish Nailer

- Toolless adjustable air exhaust
- Toolless adjustable depth of drive
- Easily remove jammed nails without tools
- In-line, self-cleaning air filter keeps debris from the valve and o-ring, improving life of the tool
- Easily switch between bump and sequential fire
- Dry fire lock-out avoids accidental blank firing when out of nails



#### Specifications

Nail Diameter 15 Gauge  
 Nail Length 1¼"-2½"  
 Nail Shank Smooth  
 Operating Range 60-120 psi  
 Weight 4 lb.

Item #	Code	Description	Stock*
FNA250-15	BOS	15 Gauge Angled Finish Nailer includes safety glasses, no-mar tip, carrying case	Y

### 18 Gauge Brad Nailer

- Toolless adjustable depth of drive
- Toolless removal of jammed nails
- In-line, self-cleaning air filter keeps debris from the valve and o-ring, improving life of the tool
- Easily switch between bump and sequential fire
- Dry fire lock-out avoids accidental blank firing when out of nails



#### Specifications

Nail Diameter 18 Gauge  
 Nail Length ⅝"-2"  
 Nail Shank Smooth  
 Operating Range 60-120 psi  
 Weight 2.1 lb.

Item #	Code	Description	Stock*
FNS200-18	BOS	18 Gauge Brad Nailer includes safety glasses, no-mar tip, carrying case	Y

### ½" Narrow Crown Stapler

- Toolless adjustable depth of drive
- Toolless removal of jammed nails
- In-line, self-cleaning air filter keeps debris from the valve and o-ring, improving life of the tool
- Easily switch between bump and sequential fire
- Dry fire lock-out avoids accidental blank firing when out of nails



#### Specifications

Nail Diameter 18 Gauge  
 Nail Length ½"-1½"  
 Nail Shank Smooth  
 Operating Range 60-120 psi  
 Weight 2.1 lb.

Item #	Code	Description	Stock*
STN150-18	BOS	½" Narrow Crown Stapler includes safety glasses, no-mar tip, carrying case	Y

\*Y = stock item; A = readily available by order

## Saws

### 12" Dual-Bevel Glide™ Miter Saw

- Expanded cutting capacity: 14" horizontal capacity (nominal); 6½" vertical capacity against the fence (base); 6½" crown capacity against the fence (45° spring)
- Upfront bevel controls allow for quick and easy bevel settings without reaching behind the saw
- Squarelock™ Quick-Release Fence aligns 90° to table and requires no adjustment; one-touch lock/unlock to slide fence for added support
- Adjustable detents at 0°, 15°, 31.6°, 22.5°, 45°, 60° right
- Bevel detents: 0, 33.9°, 45° left/right for accurate cuts



**Specifications**

Amperage	15.0
Bevel Angle Range	48° left and 48° right
Miter Angle Range	52° left, 60° right
No Load RPM	3,800
Weight	65 lb.

Item #	Code	Description	Stock*
GCM12SD	BOS	12" Dual-Bevel Glide Miter Slide includes 60T carbide-tipped blade, wrench, material clamp, dust bag	Y

### 12" Single-Bevel Compound Miter Saw

- One-handed portability—compact design, comfortable one-handed rear carry handle and optimized center of gravity
- Cut capacity: 6" max. crown, 6¾" max. base against fence, 2" x 8" at 0° and 2" x 6" at 45° cross cut
- Squarelock™ Quick-Release Fence aligns 90° to table and requires no adjustment; one-touch lock/unlock to slide fence for added support
- Upfront bevel controls allow for quick and easy bevel settings without reaching behind the saw
- Integrated workpiece supports expand to nearly 37"
- Four bevel stops: 33.9°, 45°, 47° and -2°
- Nine miter detents: 0°, 15°, 31.6°, 22.5°, 45° L/R



**Specifications**

Amperage	15.0
No Load RPM	4,300
Weight	43 lb.

Item #	Code	Description	Stock*
CM12	BOS	12" Single-Bevel Miter Slide includes 12" blade, wrench, dust bag	Y

### 12" Dual-Bevel Miter Saw

- Up-front Bevel Lock Lever and Range Selector Knob allows easy access to controls
- Large 25½" base with built-in cast sliding extensions for 40" total length
- Tall 4½" Speed-Track Sliding Fences
- Wedge-and-Slot Miter Detent System for consistent and precise miter angles over the life of the tool
- Miter Detent Override for fast and precise angle adjustment
- Crown Molding Settings: 31.6° miter and 33.9° bevel detents



**Specifications**

Amperage	15.0
Bevel Angle Range	47° to 47°
Bevel Detent	0°, 33.9°, 45° left/right
Miter Angle Range	52° left, 60° right
Miter Detents	0°, 15°, 22.5°, 31.6°, 45°, (left/right) 60°, (right)
No Load RPM	3,800
Weight	59 lb.

Item #	Code	Description	Stock*
5312	BOS	12" Dual-Bevel Miter Slide includes 60T carbide-tipped blade, material clamp, dust bag	Y

### Folding Leg Miter Saw Stand

- Rapid-release universal tool mounts fit most competitors' tools and allows removal of saw from the stand without tools
- Adjustable roller material supports with repetitive stops
- Transport wheels, carry handle and wrench storage for easy portability
- Dual sliding rails expand to support material up to 16'



**Specifications**

Height	32½"
Length	62"
Length extended	153"
Weight	43 lb.

Item #	Code	Description	Stock*
GTA3800	BOS	Folding Miter Saw Stand	Y

### Gravity-Rise™ Wheeled Miter Saw Stand

- Integrated outfeed and supports support material up to 16'
- Adjustable telescoping leveling leg
- Adjustable height outfeed—up to 12"
- Universal mounting system



**Specifications**

Height	34½"
Length	51½"
Length extended	103"
Width	27.75"

Item #	Code	Description	Stock*
T4B	BOS	Gravity-Rise Miter Saw Stand	Y

\*Y = stock item; A = readily available by order

## Saws

### 10" Worksite Table Saw with Gravity-Rise™ Wheeled Stand

- Gravity-Rise Stand for easy set-up and take down of your table saw
- 8" treaded pneumatic wheels

**Specifications**

Amperage	15.0
Arbor Size	5/8"
Bevel Angle Range	-2° to 47°
Dimensions	39.13" x 30" x 20.9"
Max. Motor HP	4.0
No Load RPM	3,650
Weight	99 lb.
Table Top	29"



Item #	Code	Description	Stock*
4100-09	BOS	10" Table Saw with Gravity-Rise Stand	Y

### 10" Portable Table Saw

- Balanced, one-handed carry handle combined with a compact design and complete under-table storage of accessories
- Squarelock™ Rip Fence glides along the rail at a finger's touch or locks into place for solid and consistent cutting performance
- Smart Guard System—quick and easy-to-use modular blade guard, anti-kickback pawls, riving knife system—provides superior control over the material while cutting
- Tool-free dust chute clear-out



**Specifications**

Amperage	15.0
Arbor Size	5/8"
Bevel Angle Range	-2° to 47°
Dimensions	39.13" x 30" x 20.9"
Max. Motor HP	4.0
No Load RPM	5,000
Weight	52 lb.
Extended Table Top	30 3/8"

Item #	Code	Description	Stock*
GTS1031	BOS	10" Portable Table Saw	Y

### Folding Stand for GTS1031 Table Saw

- Attach and detach saw in seconds, without tools
- Folds flat for convenient transport and storage
- Solid, durable and lightweight

**Specifications**

Height	23 3/4"
Height Folded Flat	2"
Weight	14 lb.



Item #	Code	Description	Stock*
GTA500	BOS	Folding Table Saw Stand	Y

### 10" Wet Tile/Stone Saw with Stand

- Expanded rear and side water collection and run-off trays prevent overspray and optimize water retention
- 24" maximum rip capacity and 18" diagonal cut capacity
- Bevel adjustment to 225° and 45°



**Specifications**

Amperage	15.0
Depth of Cut	3 3/4"
Height	21.5"
Length	33.25"
Max. Motor HP	1.4
No Load RPM	4,200

Item #	Code	Description	Stock*
TC10-07	BOS	10" Wet Saw with Stand includes edge guide, auxiliary table, rear/side water extension tables, water pump, blade wrench, hex wrench, folding stand	Y

### 7 1/4" Circular Saw

- Magnesium footplate and upper guard
- Heavy-duty 22 amp switch
- 10' long cord
- Spindle lock



**Specifications**

Amperage	15.0
Arbor Size	5/8"
Bevel	56°
Bevel Stops	22.5°, 45°
Depth of Cut at 45°	1 7/8"
Depth of Cut at 50°	1 5/8"
Depth of Cut at 90°	2 1/16"
No Load RPM	5,600
Weight	10.2 lb.

Item #	Code	Description	Stock*
CS10	BOS	7 1/4" Circular Saw includes 24-tooth carbide blade, carrying bag	Y

### 7 1/4" Worm Drive Construction Saw

- Left side blade design for unmatched line of sight and blade visibility
- All ball-bearing motor with worm drive gear train
- Magnesium housing and die cast magnesium footplate
- 50° bevel capacity with positive stop at 45°
- Spindle lock



**Specifications**

Amperage	15.0
Arbor Size	Diamond
Depth of Cut at 45°	1 13/16"
Depth of Cut at 50°	1 13/16"
Depth of Cut at 90°	2 3/8"
No Load RPM	4,400
Weight	14 lb.

Item #	Code	Description	Stock*
1677M	BOS	7 1/4" Worm Drive Construction Saw includes 24-tooth carbide blade, blade wrench	Y



## Saws



### 1 1/8" Reciprocating Saw with Vibration Control™

- Vibration Control combines counterbalance technology with an anti-vibration handle to reduce vibration by up to 80%
- Constant Response™ Circuitry maintains desired speed for consistent performance under load
- Constant orbital action
- Variable speed trigger

#### Specifications

Amperage	14.0
Cord Length	8'
Length	18.4"
No Load SPM	0-2,900
Weight	8 lb.

Item #	Code	Description	Stock*
RS428	BOS	1 1/8" Reciprocating Saw with Vibration Control includes recip saw blade, carrying bag	Y



### 1 1/8" Reciprocating Saw

- Dual LED lights
- Toolless blade change system is fast and effortless
- Variable speed trigger

#### Specifications

Amperage	11.0
Cord Length	8'
Length	19"
No Load SPM	0-2,700
Weight	8.5 lb.

Item #	Code	Description	Stock*
RS7	BOS	1 1/8" Reciprocating Saw with Vibration Control includes recip saw blade, carrying bag	Y



### 1" Reciprocating Saw

- Toolless blade change system is fast and effortless
- Constant orbital action
- Variable speed trigger

#### Specifications

Amperage	12.0
Cord Length	8'
Length	17.8"
No Load SPM	0-2,800
Weight	7.0 lb.

Item #	Code	Description	Stock*
RS325	BOS	1" Reciprocating Saw includes recip saw blade, carrying bag	Y

### 6.5 Amp Top-Handle Jig Saw

- Variable speed—dial sets maximum speed and accelerator trigger controls operating speed
- Toolless blade change system is fast and effortless
- Four orbital-action settings
- Adjustable dust blower keeps cutting line clear

#### Specifications

Stroke Length	1"
Hertz	60
Bevel Angle Range	45°
Max. Bevel Cut	45°
No Load SPM	500-3,100
Weight	5.35 lb.



Item #	Code	Description	Stock*
JS365	BOS	6.5 Amp Jig Saw includes blade, anti-splinter insert, plastic overshoe, Allen bevel wrench, carrying case	Y

### 7.0 Amp Jig Saw

- Variable speed—dial sets maximum speed and accelerator trigger controls operating speed
- Constant Response™ Circuitry maintains desired speed for consistent performance and precision
- Toolless blade change system is fast and effortless
- Four orbital-action settings
- Adjustable dust blower keeps cutting line clear
- Includes Blade, Anti-Splinter Insert, Plastic Overshoe, Bevel Wrench, Carrying Case

#### Specifications

Stroke Length	1"
Hertz	60
Bevel Angle Range	45°
Max. Bevel Cut	45°
No Load SPM	500-3,100
Weight	5.9 lb.



Item #	Code	Description	Stock*
JS470E	BOS	7.0 Amp Top-Handle Jig Saw	Y
JS470EB	BOS	7.0 Amp Barrel-Grip Jig Saw	Y

### FineCut™ Power Handsaw

- Ideal tool for flush cutting door jambs, window jambs, shims, PVC drainpipe, flooring and more
- Blades can be attached facing left or right
- Dual LED lights
- Variable speed
- Tool-free blade change system for quick, easy blade changes

#### Specifications

Amperage	3.5
Length	12"
No Load SPM	1,500-2,800
Stroke Length	5/8"
Weight	3.5 lb.



Item #	Code	Description	Stock*
1640VS	BOS	FineCut Power Handsaw includes fine-tooth flush cut blade for wood	Y

# Saws



## Oscillating Multi-X™ Tool Kit

Designed for many applications and materials, including flush-cutting, plunge cutting, sanding, grinding, grout removal and scraping

- Toolless Accessory Change Lever allows quick change of OIS oscillating tool accessories without need for wrench or screwdriver
- Ample power for heavier applications
- Variable-speed dial
- Constant Response™ Circuitry maintains speed under load
- Ball-joint cord swivel for enhanced ease of positioning tool and for cord durability
- Ergonomic, compact design
- Uses OIS oscillating tool accessories

### Specifications

Length 10.9"  
 Oscillating Angle L/R: 1.4° (2.8° total)  
 Oscillations Per Minute 8,000-20,000



Item #	Code	Description	Stock*
<b>MX30EK-33</b>	BOS	<b>3.0 Amp Multi-X Tool Kit includes:</b> (1) OSC138JF Japanese-Tooth Wood Saw Blade, (1) OSC2RSC Rigid Scraper Blade, (1) OSC312F Wood/Metal Saw Blade, (1) OSC138MF Metal Saw Blade, (1) OSC312RF RIFF Grout Blade, (1) OSC3DRF Carbide Grit Rasp, (1) SDP001 Sanding Pad, (25) Wood and Paint Sanding Sheets, (1) OSC112 Wood Saw Blade, (1) Accessory Box, (1) Carrying Case	Y
<b>MX25EC-21</b>	BOS	<b>2.5 Amp Multi-X Tool Kit includes:</b> (1) OSC138JF Japanese-Tooth Wood Saw Blade, (1) OSC2RSC Rigid Scraper Blade, (1) OSC312F Wood/Metal Saw Blade, (1) OSC312RF RIFF Grout Blade, (1) SDP001 Sanding Pad, (15) Wood and Paint Sanding Sheets, (1) OSCAD1 Adapter, (1) Allen Wrench, (1) Accessory Box, (1) Carrying Bag	Y
<b>MX25EK-33</b>	BOS	<b>2.5 Amp Multi-X Tool Kit includes:</b> (1) OSC138JF Japanese-Tooth Wood Saw Blade, (1) OSC312F Wood/Metal Saw Blade, (1) OSC138MF Metal Plunge Cut Blade, (1) OSC3DRF Rasp Blade, (1) OSC312RF RIFF Grout Blade, (1) OSC2RSC Rigid Scraper Blade, (1) SDP001 Sanding Pad, (25) Wood and Paint Sanding Sheets, (1) OSCAD1 Adapter, (1) Allen Wrench, (1) Accessory Box, (1) Carrying Case	Y
<b>MX25EL-37</b>	BOS	<b>2.5 Amp Multi-X Tool Kit includes:</b> (1) OSC138JF Japanese-Tooth Wood Saw Blade, (1) OSC312F Wood/Metal Saw Blade, (1) OSC138MF Metal Plunge Cut Blade, (1) OSC3DRF Rasp Blade, (1) OSC312RF RIFF Grout Blade, (1) OSC2RSC Rigid Scraper Blade, (1) SDP001 Sanding Pad, (25) Wood and Paint Sanding Sheets, (1) OSCAD1 Adapter, (1) Allen Wrench, (1) OSC34 Wood Plunge Cut Blade, (1) OSC112 Wood Plunge Cut Blade, (1) OSC34F Wood/Metal Plunge Cut Blade, (1) OSC214C Caulk Blade, (1) Accessory Box, (1) L-Boxx 2 with insert 6035961555	Y

## RotoSaw™ Spiral Saw

- 5.5 amp, 30,000 rpm MagnaCore motor
- Bump switch quickly and conveniently powers the tool with one hand
- Dual grip zones provide superior comfort and control in horizontal and vertical positions
- Serviceable motor brushes help extend tool life

Item #	Code	Description	Stock*
<b>SS355-10</b>	BOS	RotoSaw Spiral Saw	Y



\*Y = stock item; A = readily available by order

## Routers

### 2.3 HP Fixed-Base Router

- Trigger power switch located in handle for enhanced control
- Versatile fixed-base depth adjustment features 1 $\frac{5}{8}$ " continuous microfine adjustment range and wrench for adjustments through top of optional router table
- Always-on LED lighting
- Two-stage Quick Clamp System
- Soft-start reduces start-up torque
- Variable speed dial for matching speed to workpiece and task
- Constant-Response™ Circuitry maintains constant speed under load
- Fixed base has threaded holes for mounting to router table positioned in common 3-hole pattern
- Cord swivel

#### Specifications

Amperage	15.0
Base Diameter	6" Fixed
Base Opening	3 $\frac{3}{4}$ "
Collet Capacity	$\frac{1}{2}$ " and $\frac{1}{4}$ "
Cord Length	10'
Fixed Base Depth Range	1 $\frac{5}{8}$ "
Max. Motor HP	2.3
No Load RPM	10,000-25,000
Subbase Opening	2"



MRF23EVS

### 2.3 HP Plunge-Base Router

- Trigger power switch located in handle for enhanced control
- Afterlock Microfine Depth Adjustment provides easy and precise adjustments at any plunge setting
- Smooth plunge action, spring-lock plunge lever and depth rod for easy and precise plunge routing
- Always-on LED lighting
- Two-stage Quick Clamp System
- Soft-start reduces start-up torque
- Variable speed dial for matching speed to workpiece and task
- Constant-Response™ Circuitry maintains constant speed under load
- Fixed base has threaded holes for mounting to router table positioned in common 3-hole pattern
- Cord swivel

#### Specifications

Amperage	15.0
Base Diameter	6 $\frac{1}{16}$ "
Base Opening	3 $\frac{5}{16}$ "
Collet Capacity	$\frac{1}{2}$ " and $\frac{1}{4}$ "
Cord Length	10'
Max. Motor HP	2.3
No Load RPM	10,000-25,000
Plunge Depth	3"



MRP23EVS

### 2.3 HP Modular Router System

Includes MRF01 Fixed Base and MRP01 Plunge Base with the same specifications as MRF23EVS and MRP23EVS.



MRC23EVS

Item #	Code	Description	Stock*
MRF23EVS	BOS	Fixed Base Router includes MRF01 Fixed Base, $\frac{1}{4}$ " & $\frac{1}{2}$ " self-releasing collet chucks, 16mm shaft wrench, 24mm collet nut wrench, T-handle hex height adjustment wrench, (3) M4 screws for table mounting	Y
MRP23EVS	BOS	Plunge Base Router includes MRP01 Plunge Base, $\frac{1}{4}$ " & $\frac{1}{2}$ " self-releasing collet chucks, 16mm shaft wrench, 24mm collet nut wrench	Y
MRC23EVS	BOS	Router System includes Fixed Base, Plunge Base, $\frac{1}{4}$ " & $\frac{1}{2}$ " self-releasing collet chucks, 16mm shaft wrench, 24mm collet nut wrench, T-handle hex height adjustment wrench, (3) M4 screws for table mounting, carrying case	Y

### Benchtop Router Table

- Aluminum fence with adjustable MDF face plates (4 $\frac{7}{8}$ " x 25 $\frac{1}{8}$ ") supports taller work pieces
- Rigid aluminum router mounting plate stays flat and precise for accuracy and pre-drilled for a wide variety of routers
- Large 27" x 18" die cast aluminum top
- Two, easy-to-use, adjustable featherboards attach to fence and table, providing additional guidance and kickback protection
- Accessory slot accepts feather board and  $\frac{3}{4}$ " optional accessories, such as miter gauge
- Dust collection port for standard 2 $\frac{1}{2}$ " vacuum hoses
- Storage pocket for holding router accessories
- Cord wrap storage



#### RA1181 Specifications

Amperage	15.0
Cord Length	6'
Depth	18"
Height	14.5"
Max. Fence Opening	3 $\frac{3}{16}$ "
Max. Throat Opening	3 $\frac{3}{16}$ "
Weight	30 lb.

Item #	Code	Description	Stock*
RA1181	BOS	Benchtop Router Table includes (3) mounting plate insert rings, mounting hardware for most Bosch routers, (2) adjustable featherboards, adjustable clear guard, starter pin and guard, (2) $\frac{1}{16}$ " outfeed fence shims	Y



## Routers

### 2.25 HP Fixed-Base Router

- Variable speed dial for matching speed to workpiece and task
- Macro and microfine bit depth adjustment system with resettable depth indicator for fast, precise depth adjustment
- Large 3¾" base opening plus 2" subbase opening accepts large bits
- Precision centering design centers bit precisely making it easy to keep bit on intended cutline when using jigs, templates, dovetail fixtures and similar guidance devices
- Right or left switch location
- Constant Response™ Circuitry maintains constant speed under load and provides overload protection
- Fixed base has threaded holes for mounting to router table positioned in common 3-hole pattern
- Double insulated

#### Specifications

Amperage	12.0
Base Diameter	6"
Collet Capacity	¼", ⅜", ½", 8mm
Cord Length	10'
Max. Motor HP	2.25
No Load RPM	8,000-25,000



Item #	Code	Description	Stock*
1617EVS	BOS	2.25 HP Fixed Base Router includes RA1161 Fixed Base, ¼" & ½" self-releasing collet chucks, 16mm shaft wrench, 24mm collet nut wrench, T-handle hex height adjustment wrench, (3) M4 screws for table mounting, chip shield	Y

### 3.25 HP Plunge Router

- Converts easily for use with router table and back to upright use
- Spring defeat system suspends both plunge lock lever and plunge springs for effortless depth adjustments in router table
- Large 3¾" base opening plus 2" subbase opening accepts large bits
- Coarse and microfine adjustment knobs plus depth rod and turret for versatile, precise depth adjustment
- Constant-Response™ Circuitry maintains constant speed under load and provides overload protection
- Variable speed dial
- Precision centering design centers bit precisely making it easy to keep bit on intended cutline when using jigs, templates, dovetail fixtures and similar guidance devices
- Dual-bearing plunge post for smooth and accurate plunging action

#### Specifications

Amperage	15.0
Base Diameter	7½"
Collet Capacity	¼", ⅜", ½", 8mm
Cord Length	10'
Max. Motor HP	3.25
No Load RPM	8,000-21,000
Plunge Depth	2⅞"
Weight	13.2 lb.



Item #	Code	Description	Stock*
1619EVS	BOS	3.25 HP Plunge Router includes ¼" & ½" self-releasing collet chucks, 24mm collet nut wrench, fine adjustment control extension, dust extraction hood, vacuum hose adapter	Y

\*Y = stock item; A = readily available by order

### Colt™ Palm Router

- Rugged aluminum fixed base
- Fast and precise depth adjustment system allows both macro and micro adjustment
- Unique finger support pockets for additional stability, especially when trimming edges
- Fixed base accepts bits up to 1⅝" in diameter
- Constant Response™ Circuitry monitors and maintains speed under load for consistent performance and provides overload protection
- Quick-clamp system allows motor to be easily adjusted or moved from base to base
- Versatile bit changing system allows fast, easy bit changes using two wrenches or spindle lock and one wrench
- Soft start reduces start-up torque
- Angled cord exit helps keep cord out of the way

#### Specifications

Amperage	5.6
Base Opening	1⅞"
Collet Capacity	¼"
Height	7.5"
Max. Motor HP	1
No Load RPM	16,000-35,000
Plunge Depth	1⅜"

#### Colt™ Single-Speed Palm Router

- Weight: 3.2 lb.

#### Colt™ Variable-Speed Palm Router Kit

- Straight edge guide guides router along edges of workpiece or up to 3⅝" from edge
- Weight: 3.3 lb.

#### Colt™ Variable-Speed Palm Router Laminator Installer's Kit

- Offset base with spindle lock allows routing near vertical surfaces, such as when trimming laminate applied to top of countertop backsplash
- Tilt base with detents at key angles allows routing at special angles and in hard-to-reach areas
- Underscribe attachment mounts to fixed base for creating precise seams between sheets of laminates
- Straight edge guide guides router along edges of workpiece or up to 3⅝" from edge
- Roller guide guides router when nonbearing bit or unpiloted bit is used
- Weight: 3.3 lb.



Item #	Code	Description	Stock*
PR10E	BOS	Colt Single-Speed Palm Router includes ¼" self-releasing collet chuck, 17mm collet wrench, 10mm shaft wrench	Y
PR20EVSK	BOS	Colt Variable-Speed Palm Router includes ¼" self-releasing collet chuck, 17mm collet wrench, 10mm shaft wrench, straight edge guide, carrying case	Y
PR20EVSNK	BOS	Colt Variable-Speed Palm Router Installer Kit includes ¼" self-releasing collet chuck, 17mm collet wrench, 10mm shaft wrench, straight edge guide, roller guide, offset base with roller guide, tilt base, underscribe plate with wrenches, carrying case	Y

## Grinders

### 4½" Angle Grinder

- Lock-on/off switch
- Service Minder™ brushes stop the tool when preventative maintenance is required
- Spindle lock
- Two position auxiliary handle

#### Specifications

Amperage	6.0
No Load RPM	11,000
Spindle Thread	5/8"-11
Weight	3.75 lb.
Length	10½"



Item #	Code	Description	Stock*
1375A	BOS	4½" Angle Grinder includes wheel guard, auxiliary handle, flange kit, spanner wrench, abrasive wheel	Y

### 4½" Angle Grinder with Slim Grip

- Ergonomic slim grip adds comfort and convenience for all day use
- Service Minder™ stops tool when maintenance is required
- Lock-on/off switch
- Spindle lock

#### Specifications

Amperage	7.5
No Load RPM	11,000
Spindle Thread	5/8"-11
Weight	4.2 lb.
Length	11"



Item #	Code	Description	Stock*
1380SLIM	BOS	4½" Angle Grinder includes wheel guard, auxiliary handle, flange kit, spanner wrench, abrasive wheel	Y

### 4½" Angle Grinder with Paddle Switch

- Paddle switch with lock-on
- Vibration control handle reduces vibration up to 60%
- Service Minder™ stops tool when maintenance is required
- AC/DC capability
- Spindle lock

#### Specifications

Amperage	8.0
No Load RPM	11,000
Spindle Thread	5/8"-11
Weight	4.3 lb.
Length	11.25"



Item #	Code	Description	Stock*
1810PS	BOS	4½" Angle Grinder includes wheel guard, auxiliary handle, flange kit, spanner wrench, abrasive wheel	Y

### 5" Angle Grinder with Paddle Switch

- No lock-on paddle switch helps prevent accidental start-ups
- Vibration control handle reduces vibration up to 60%
- Service Minder™ stops tool when maintenance is required
- AC/DC capability
- Spindle lock

#### Specifications

Amperage	9.0
No Load RPM	11,000
Spindle Thread	5/8"-11
Weight	4.8 lb.
Length	11.75"



Item #	Code	Description	Stock*
1811PSD	BOS	5" Angle Grinder includes wheel guard, auxiliary handle, flange kit, spanner wrench, abrasive wheel	Y

### 5" Angle Grinder with Variable Speed Control

- Variable speed dial provides the ability to adjust speed for specialty applications
- Constant-Response™ Circuitry provides soft-start, maintains constant speed under load and overload protection
- Kickback stop shuts the tool down in case of wheel binding
- Restart protection shuts tool down if power supply is interrupted
- Service Minder™ stops tool when maintenance is required
- Lock-on/off switch
- Vibration control handle
- Spindle lock

#### Specifications

Amperage	9.0
No Load RPM	2,800-11,000
Spindle Thread	5/8"-11
Weight	4.5 lb.
Length	11.25"



Item #	Code	Description	Stock*
1803EVS	BOS	5" Angle Grinder includes wheel guard, auxiliary handle, flange kit, spanner wrench, abrasive wheel	Y

### 6" Angle Grinder

- Lock-on/off switch
- Constant-Response™ Circuitry provides soft-start, maintains constant speed under load and overload protection
- Kickback stop shuts the tool down in case of wheel binding
- Restart protection shuts tool down if power supply is interrupted
- Service Minder™ stops tool when maintenance is required
- Lock-on/off switch
- Vibration control handle
- Spindle lock

#### Specifications

Amperage	12.0
No Load RPM	9,300
Spindle Thread	5/8"-11
Weight	5.0 lb.
Length	11.75"



Item #	Code	Description	Stock*
1806E	BOS	6" Angle Grinder includes wheel guard, auxiliary handle, flange kit, spanner wrench, abrasive wheel	Y

\*Y = stock item; A = readily available by order

## Grinders

### 6" Angle Grinder with Paddle Switch

- No lock-on paddle switch helps prevent accidental start-ups
- Vibration control handle reduces vibration up to 60%
- AC/DC capability
- Service Minder™ stops tool when maintenance is required
- Spindle lock

#### Specifications

Amperage	10.0
No Load RPM	9,300
Spindle Thread	5/8"-11
Weight	5.2 lb.
Length	11.75"



Item #	Code	Description	Stock*
1812PSD	BOS	6" Angle Grinder includes wheel guard, auxiliary handle, flange kit, spanner wrench, abrasive wheel	Y

### 5" Concrete Surface Grinder

- Constant-Response™ Circuitry provides soft-start, maintains constant speed under load and overload protection
- Kickback stop shuts the tool down in case of wheel binding
- Restart protection shuts tool down if power supply is interrupted
- Service Minder™ stops tool when maintenance is required
- Lock-on/off switch
- Spindle lock

#### Specifications

Amperage	10.0
No Load RPM	11,000
Spindle Thread	5/8"-11
Weight	5.95 lb.
Length	13.75"



Item #	Code	Description	Stock*
1803EVS	BOS	5" Concrete Surface Grinder includes guard, auxiliary handle, flange kit, spanner wrench, diamond cup wheel, vacuum adapter, (3) brush rings, carrying case	Y

### 5" Tuckpoint Grinder

- Specially designed guard system for tuckpointing applications with dust extraction—meets and exceeds UL®, OSHA and NIOSH standards
- Constant-Response™ Circuitry provides soft-start, maintains constant speed under load and overload protection
- Variable depth adjustment allows spring loaded guard to be adjusted to desired depth, while springing back over tuckpointing wheel for added protection
- Service Minder™ stops tool when maintenance is required
- Lock-on/off switch
- Spindle lock

#### Specifications

Amperage	8.5
No Load RPM	11,000
Spindle Thread	5/8"-11
Weight	6.4 lb.
Length	11.75"



Item #	Code	Description	Stock*
1775E	BOS	5" Tuckpoint Grinder includes guard, auxiliary handle, flange kit, spanner wrench, hex key wrench, tuckpointing wheel, vacuum adapter	Y

### 7" Angle Grinder

- Lock-on/off switch
- Three position, vibration control auxiliary handle
- AC/DC capability
- Service Minder™ stops tool when maintenance is required

#### Specifications

Amperage	15.0
No Load RPM	8,500
Spindle Thread	5/8"-11
Weight	5.2 lb.
Length	17.5"



Item #	Code	Description	Stock*
1873-8	BOS	7" Angle Grinder includes wheel guard, auxiliary handle	Y

### 7" Angle Grinder

- High performance grinder offers maximum power at minimum weight—up to 20% lighter than comparable tools
- Lock-on/off switch
- Three position, vibration control auxiliary handle
- AC/DC capability
- Service Minder™ stops tool when maintenance is required

#### Specifications

Amperage	15.0
No Load RPM	8,500
Spindle Thread	5/8"-11
Weight	11.4 lb.
Length	17.5"



Item #	Code	Description	Stock*
1974-8	BOS	7" Angle Grinder includes wheel guard, auxiliary handle, flange kit, spanner wrench	Y

### 9" Angle Grinder

- Main handle rotates 90° for better control in cutting applications
- High performance grinder offers maximum power at minimum weight—up to 20% lighter than comparable tools
- Lock-on/off switch
- Three position, vibration control auxiliary handle
- AC/DC capability
- Service Minder™ stops tool when maintenance is required

#### Specifications

Amperage	15.0
No Load RPM	6,500
Spindle Thread	5/8"-11
Weight	11.8 lb.
Length	17.5"



Item #	Code	Description	Stock*
1994-6	BOS	9" Angle Grinder includes wheel guard, auxiliary handle, flange kit, spanner wrench	Y

\*Y = stock item; A = readily available by order



## Grinders

### 12" Abrasive Cutoff Grinder

- Wraparound side handle mounts left or right for added convenience and versatility
- Reversible fire position allows tool to be easily changed to fire reverse position without additional accessories
- Service Minder™ stops tool when maintenance is required
- AC/DC capability
- Spindle lock

#### Specifications

Amperage	15
No Load RPM	5,000
Spindle Thread	5/8"-11
Arbor Size	1"
Depth of Cut	3 7/8"
Wheel Type	Type 1A
Weight	24.5 lb.
Length	24 1/2"



Item #	Code	Description	Stock*
1364	BOS	12" Cutoff Grinder includes guard, auxiliary handle, flange kit, footplate	Y

### 14" Benchtop Abrasive Cutoff Saw

- Extra motor over-load protection during tough applications
- Locking vise with quick release holds awkward material stable for fast and efficient cutting
- Fence adjusts for bevel cuts ranging from 0-45°
- Trigger with lock-on
- Spindle lock for quick wheel changes
- Adjustable depth stop
- Hold down chain secures the tool for easy transport
- Large carrying handle

#### Specifications

Amperage	15
No Load RPM	3,900
Spindle Thread	5/8"-11
Arbor Size	1"
Depth of Cut	6"
Wheel Type	Type 1A
Weight	42.0 lb.
Length	11 1/4"



Item #	Code	Description	Stock*
3814	BOS	14" Cutoff Saw includes wrench, 36 grit aluminum wheel	Y

### 7" Metal Polisher

- Variable speed dial
- Wraparound auxiliary handle for multiple hand positions
- Constant-Response™ Circuitry provides soft-start, maintains constant speed under load and overload protection
- Service Minder™ stops tool when maintenance is required
- Lock-on/off switch
- Spindle lock

#### Specifications

Amperage	12
No Load RPM	750-3,000
Spindle Thread	5/8"-11
Weight	6.0 lb.
Length	14 3/4"



Item #	Code	Description	Stock*
GP712VS	BOS	7" Metal Polisher includes hook and loop backing pad	Y

\*Y = stock item; A = readily available by order

### Die Grinder

- Constant-Response™ Circuitry provides soft-start, maintains constant speed under load and overload protection
- Service Minder™ stops tool when maintenance is required
- Lock-on/off switch

#### Specifications

Amperage	5.8
No Load RPM	30,000
Collet Capacity	1/4"
Weight	3.1 lb.
Length	11 1/2"



Item #	Code	Description	Stock*
DG250C	BOS	Die Grinder includes 19mm & 13mm wrenches	Y

### 16 Gauge Shear

- Steel deflector for hand protection
- Low vibration
- Easy blade adjustment
- Lock-on/off switch

#### Specifications

Amperage	4.2
No Load SPM	5,000
Weight	4.6 lb.
Length	7 1/2"



Item #	Code	Description	Stock*
1500C	BOS	16 Gauge Shear includes (2) blades, 3mm Allen wrench	Y

### 18 Gauge Nibbler

- Ejects chips downward away from operator and workpiece
- Paddle switch with lock-on
- Three position head cuts forward, left and right
- Flat stock, corrugated, trapezoidal or full square stock

#### Specifications

Amperage	3.2
No Load SPM	2,500
Weight	3.9 lb.
Length	11 1/4"



Item #	Code	Description	Stock*
1529B	BOS	18 Gauge Nibbler includes 26 gauge die, die, punch	Y



### Power Shear & Nibbler

Variable speed, double-cut shear feeds quickly and quietly, without warping or bending finished piece. Easily follows a scribed line and edges are not hardened or burred, for maximum use of a sheet. Shears cut sheet metal in straight or contour lines at 180° per minute and plastic or formica up to 3/32" thick.



Item #	Code	Description	Stock*
KD400	KET	Power Shear only	Y
K-210	KET	Kit includes KD400 Power Shear, 1020 nibbler attachment, carrying case	Y

## Sanders

### 5" Palm Random Orbit Sander/Polisher

- Variable speed palm sander with pad that both orbits and rotates, delivering a well-blended, ultra-smooth surface finish with fast removal rate
- Twist-off dust canister shows dust level and easily detaches
- Soft microcellular backing pad ensures a smooth, fine finish on flat or contoured surfaces and integral pad dampening system prevents swirl marks
- Uses industry standard 8-hole, 5" hook & loop discs



#### Specifications

Amperage	2.5
No Load OPM	7,500-12,000
Eccentric Offset	3/32"
Weight	3.5 lb.
Length	9"

Item #	Code	Description	Stock*
ROS20VSK	BOS	5" Palm Random Orbit Sander includes soft sanding pad, microfilter dust canister, vacuum hose adapter, sanding disc, dampening ring, carrying case	Y

### 5" Random Orbit Sander/Polisher

- Variable speed palm sander with pad that both orbits and rotates, delivering a well-blended, ultra-smooth surface finish with fast removal rate
- Multiple grip positions to prevent fatigue and front handle removes easily for sanding in tight spots
- Trigger with lock-on button for extended periods of use
- Twist-off dust canister shows dust level and easily detaches
- Soft microcellular backing pad ensures a smooth, fine finish on flat or contoured surfaces and integral pad dampening system prevents swirl marks
- Uses industry standard 8-hole, 5" hook & loop discs



#### Specifications

Amperage	3.3
No Load OPM	4,500-12,000
Orbit Diameter	3/32"
Weight	5.1 lb.
Length	12"

Item #	Code	Description	Stock*
3725DEVS	BOS	5" Random Orbit Sander includes 5mm hex pad wrench, soft backing pad, microfilter dust canister, sanding disc, dampening ring, carrying case	Y

## Planers

### 3 1/4" Planer

- Electronically-counterbalanced, single-blade system automatically positions blade at ideal cutting angle, which reduces drag, provides fast operation and smooth finish, and eliminates uneven planing caused by misaligned blades
- Equipped with Bosch Woodrazor™ micrograin carbide blades, which resist fractures from nail and staple strikes
- Ratcheting depth knob allows fool-proof setting of depth increments within one revolution, so there is no need to re-zero the depth
- Ambidextrous lock-off release button helps avoid accidental starts



#### Specifications

Amperage	6.0
No Load RPM	16,500
Planing Depth	0" to 1/16"
Planing Width	0" to 3/4"
Rabbit Depth	5/16"
Shoe Length	11 1/8"

Item #	Code	Description	Stock*
PL1682	BOS	3 1/4" Planer includes (2) Woodrazor blades, edge fence guide, chip bag, blade wrench	Y

### 3 1/4" Planer Kit

- Versatile 2-blade system is equipped with Bosch Woodrazor™ micrograin carbide blades, which resist fractures from nail and staple strikes
- Chip ejection switch directs shavings left or right
- Bevel guide fence ensures consistent planing from 0° to 45° through entire workpiece
- Ratcheting depth knob allows fool-proof setting of depth increments within one revolution, so there is no need to re-zero the depth
- Ambidextrous lock-off release button helps avoid accidental starts



#### Specifications

Amperage	6.5
No Load RPM	16,500
Planing Depth	0" to 3/32"
Planing Width	0" to 3/4"
Rabbit Depth	5/16"
Shoe Length	11 1/8"

Item #	Code	Description	Stock*
1594K	BOS	3 1/4" Planer includes (2) Woodrazor blades, bevel guide fence, chip bag, blade wrench, carrying bag	Y

## ACCESSORIES & BLADES

CAN BE FOUND IN THE CUTTING TOOLS SECTION  
STARTING ON PAGE 238.

\*Y = stock item; A = readily available by order



# BOSCH

## Heat Gun

- 14.3 amps, 750-1,000°F
- Powerful blower provides a high volume of air needed for industrial applications
- Air intake regulator adjusts the temperature to the requirements of the job
- Padded, adjustable stand allows stationary use with multi-position holder



### Specifications

Amperage	14.3
Length	8"
Temp. Settings	750 - 1000°F
Weight	3.5 lb.

Item #	Code	Description	Stock*
1942	BOS	Heat Gun	Y

## Vacuum Cleaner

### 13 Gallon Wet/Dry Vacuum Cleaner

- Four modes of operation for maximum vacuuming versatility:
  - 1) Regular vacuum
  - 2) Power Tool Activation—allows power tool's switch to turn vac on and off
  - 3) Pulse-Clean™ electromagnetic filter cleaning system—shakes the dual filter cartridges to remove dust and maintain maximum suction power
  - 4) Pulse-Clean™ with Power Tool Activation—activated automatically when a connected power tool is switched off
- Power Broker™ Dial for allocating power (15 amps on a 15 amp circuit, 20 amps on a 20 amp circuit) between vacuum cleaner and connected power tool to minimize blown circuits
- Elevated filter location — Filters sit above maximum dust or water accumulation height to help maintain maximum airflow and suction power
- Fine dust filtration capabilities—captures 99.93% particles of 3.0 microns and larger in diameter
- Large rear wheels and front casters with rubber tires, plus push handle for easy transportation.
- Wet vacuuming capability with water level sensor and drain valve



### Specifications

Air Flow CFM	130
Canister Volume	13.3 gal.
Cord Length	26'
Frequency	50-60 Hz
Hose Port Inside Diameter	2.25"
Max. Motor HP	6.5
Number of Filter Cartridges	2
Weight	45.7 lb.

Item #	Code	Description	Stock*
3931A-PB	BOS	Wet/Dry Vac includes 35mm 9.85' locking hose, (2) polyester filters, paper bag, plastic bag	Y

Industrial Power Tools, Woodworking Machinery & Accessories are available from these vendors.

Call us for information!



**Panasonic**  
Professional Cordless Tools



\*Y = stock item; A = readily available by order





# Power Tools

## 28V Cordless

### M28™ 1/2" High Torque Impact Wrench

**Specifications**

Battery	M28™ LITHIUM-ION
Torque	325 ft-lb
RPM	0-1,450
IPM	0-2,450
Anvil	1/2" Pin Detent
Length	12 1/8"
Trigger	Variable



Item #	Code	Description	Stock*
0779-22	MIL	1/2" Impact Wrench Kit includes (2) M28 batteries, one hour charger, carrying case	Y

### M28™ 1/2" Hammer Drill Driver

**Specifications**

Battery	M28™ LITHIUM-ION
Torque	750 in-lb
RPM (high)	0-1,800
RPM (low)	0-450
BPM (high)	0-28,800
Chuck	1/2" Metal Single Sleeve/ Ratcheting Lock
Length	9 1/4"



Item #	Code	Description	Stock*
0726-22	MIL	1/2" Hammer Drill Driver Kit includes (2) M28 batteries, one hour charger, side handle, carrying case	Y

### M28™ Sawzall® Recip Saw

**Specifications**

Battery	M28™ LITHIUM-ION
Stroke Length	1 1/8"
SPM	0-2,000/0-3,000
Blade Clamp	QUIK-LOK®
Trigger	Variable
Weight	9.18 lb.



Item #	Code	Description	Stock*
0719-22	MIL	Recip Saw Kit includes (2) M28 batteries, one hour charger, (2) Super Sawzall blades, carrying case	Y

### M28™ Lithium Ion Battery Pack

with Digital Power Management (DPM)

- DPM features overload protection, temperature management, individual cell voltage monitoring, discharge protection and battery fuel gauge
- Powers Milwaukee M28™ and V28™ cordless power tools



Item #	Code	Description	Stock*
48-11-2830	MIL	28V Lithium Ion Battery Pack	Y

## 18V Cordless

### M18™ FUEL™ 1/4" Hex Impact Driver

- M18 XC REDLITHIUM™ BATTERY
- POWERSTATE™ Brushless Motor runs cooler, lasts longer and delivers up to 55% faster application speed
- DRIVE CONTROL™ feature allows the operator to choose between three fastening modes for better control over power and speed
- REDLINK PLUS™ ensures optimized performance and protection from overload, overheating and over-discharge

**Specifications**

Torque	1,600 in-lb
RPM	0-2,900
IPM	0-3,600
Weight	3.6 lb.
Length	5 1/2"



Item #	Code	Description	Stock*
2653-22	MIL	M18 FUEL Impact Driver Kit includes M18/M12 charger, (2) M18 XC battery packs, belt clip, carrying case	Y




### M18™ FUEL™ 1/2" Hammer Drill/Driver

- M18 XC REDLITHIUM™ BATTERY
- POWERSTATE™ Brushless Motor runs cooler, lasts longer and delivers up to 55% faster application speed
- REDLINK PLUS™ ensures optimized performance and protection from overload, overheating and over-discharge
- All-metal, single sleeve, ratcheting lock chuck

**Specifications**

Torque	725 in-lb
RPM	0-550/0-1,850
BPM	0-31,450
Weight	5.0 lb.
Length	8.1"



Item #	Code	Description	Stock*
2604-22	MIL	M18 FUEL Hammer Drill/Driver Kit includes M18/M12 charger, (2) M18 XC battery packs, side handle, carrying case	Y

## 18V Cordless

### M18™ Sawzall® Recip Saw

- M18 XC REDLITHIUM™ BATTERY
- Patented gear-protecting clutch
- Lever action QUIK-LOK™ keyless blade clamp
- Variable speed trigger

**Specifications**

Stroke Length 1"  
SPM 0-3,200



Item #	Code	Description	Stock*
2620-22	MIL	Recip Saw Kit includes (2) M18 XC battery packs, one hour charger, Sawzall blade, carrying case	Y

### M18™ 6½" Circular Saw

- M18 XC REDLITHIUM™ BATTERY
- Heavy-duty magnesium guards
- Electronic brake
- Aluminium shoe

**Specifications**

RPM 3,500  
Bevel Capacity 50°  
Arbor ⅝"



Item #	Code	Description	Stock*
2630-22	MIL	Circular Saw Kit includes (2) M18 XC battery packs, one hour charger, contractor bag	Y

### M18™ Band Saw

- M18 XC REDLITHIUM™ BATTERY
- Blade ejection system
- Tool-free adjustable material guide
- LED work light

**Specifications**

Capacity 3 ¼"  
SFPM 480  
Weight 10.25 lb.  
Length 18"



Item #	Code	Description	Stock*
2629-22	MIL	Band Saw Kit includes (2) M18 XC battery packs, one hour charger, carrying case	Y

### M18™ 2-Tool Combo Kit

- M18 XC REDLITHIUM™ BATTERY
- #2602-20 ½" Hammer Drill/Driver
- #2650-20 ½" Hex Impact Driver



Item #	Code	Description	Stock*
2697-22	MIL	Combo Kit includes (2) M18 XC battery packs, one hour charger, belt hook, contractor bag	Y



### M18™ Hackzall® One-Handed Recip Saw

- M18 XC REDLITHIUM™ BATTERY
- Dual gear anti-vibration system
- QUIK-LOK™ keyless blade clamp
- Built-in LED light

**Specifications**

Stroke Length ¾"  
SPM 0-3,000  
Weight 5.6 lb.

Item #	Code	Description	Stock*
2625-21	MIL	Recip Saw Kit includes M18 XC battery pack, one hour charger, contractor bag	Y

### M18™ 4½" Cut-off/Grinder

- M18 XC REDLITHIUM™ BATTERY
- Four-pole motor delivers maximum power
- Paddle switch design and three position side handle
- Tool-free, burst resistant guard allows for quick and easy guard adjustments

**Specifications**

RPM 9,000



Item #	Code	Description	Stock*
2680-22	MIL	Cut-off/Grinder Kit includes (2) M18 XC battery packs, one hour charger, side handle, contractor bag	Y



### M18™ 4-Tool Combo Kit

- M18 XC REDLITHIUM™ BATTERY
- #2602-20 ½" Hammer Drill/Driver
- #2620-20 1" Reciprocating Saw
- #2630-20 6½" Circular Saw
- #49-24-0171 Worklight

Item #	Code	Description	Stock*
2694-24	MIL	Combo Kit includes (2) M18 XC battery packs, one hour charger, side handle, Sawzall blade, circular saw blade, rip fence, wrench, contractor bag	Y

\*Y = stock item; A = readily available by order

## 18V Cordless

### M18™ Wet/Dry Vacuum

- Powered by all Milwaukee 18V slide-on batteries, RED LITHIUM™ or NiCd
- Built-in blower and on-board accessory and hose storage
- Reusable HEPA filter



#### Specifications

Capacity	2 gal.
Max. Air Flow	45 cu. ft./min.
Weight	9.4 lb.
Height	11.5"
Width	19"

Item #	Code	Description	Stock*
0880-20	MIL	Wet/Dry Vacuum includes filter assembly, crevice tool, utility nozzle, hose	Y

### Job Site Radio

- Powered by all Milwaukee 12V-28V batteries, including M series, V series and NiCd, and AC outlet
- AM/FM tuner with digital processor
- Premium speakers and 40W amplifier
- Advanced digital tuning
- 10 station presets
- Weather sealed auxiliary compartment protects MP3 player and other audio devices
- USB port and built-in bottle opener
- 6' cord length



Item #	Code	Description	Stock*
2790-20	MIL	Job Site Radio includes (2) AA Batteries, auxiliary cord	Y



### M18™ REDLITHIUM™ Lithium Ion Battery

- REDLINK™ Intelligence provides optimized performance and overload protection using total system communication between tool, battery and charger
- Fuel gauge displays remaining runtime
- Delivers fade-free power in extreme job site conditions—operates down to 0°F

Item #	Code	Description	Stock*
48-11-1840	MIL	M18 REDLITHIUM XC 4.0Ah High Capacity Battery	Y
48-11-1820	MIL	M18 REDLITHIUM 2.0Ah Compact Battery	Y
48-11-1828	MIL	M18 REDLITHIUM XC 3.0Ah High Capacity Battery	Y
48-11-1815	MIL	M18 REDLITHIUM 1.5Ah Compact Battery	Y
2710-20	MIL	M18 AC/DC Wall and Vehicle Charger for 48-11-1815 (30 min.) & 48-11-1828 (1 hour)	Y

## 12V Cordless

### M12™ FUEL™ Drill

- M12 REDLITHIUM™ 2.0 COMPACT & 4.0 EXTENDED CAPACITY BATTERIES provide more runtime, more power and more recharges and deliver fade-free power in extreme job site conditions—operating down to 0°F
- POWERSTATE™ Brushless Motor runs cooler, lasts longer and delivers up to 55% faster application speed
- REDLINK PLUS™ ensures optimized performance and protection from overload, overheating and over-discharge

#### 1/4" Hex 2-Speed Screwdriver Kit

2402-22

- DRIVE CONTROL™ feature allows the operator to choose between three fastening modes for better control over power and speed
- Trigger lock and LED light



#### Specifications

Torque	325 in-lb
RPM	0-450/0-1,700
Length	6.6"

2403-22



#### 1/2" Drill/Driver Kit

- Metal, single sleeve, ratcheting lock chuck
- LED light

#### Specifications

Torque	350 in-lb
RPM	0-450/0-1,700
Length	7.75"

#### 1/2" Hammer Drill/Driver Kit

- Metal, single sleeve, ratcheting lock chuck
- LED light

#### Specifications

Torque	350 in-lb
RPM	0-450/0-1,700
BPM	0-25,500
Length	7.75"

2404-22



#### 1/4" Hex Impact Driver Kit

- DRIVE CONTROL™ feature allows the operator to choose between three fastening modes for better control over power and speed
- LED light

#### Specifications

Torque	1,200 in-lb
RPM	0-2,650
IPM	0-3,550
Length	6"

2453-22



Item #	Code	Description	Stock*
2402-22	MIL	M12 FUEL Screwdriver Kit includes 30 minute charger, M12 2.0 compact battery, belt clip, carrying case	Y
2403-22	MIL	M12 FUEL Drill/Driver Kit includes 30 minute charger, M12 2.0 compact battery, M12 XC 4.0 battery, belt clip, carrying case	Y
2404-22	MIL	M12 FUEL Hammer Drill/Driver Kit includes 30 minute charger, M12 2.0 compact battery, M12 XC 4.0 battery, belt clip, carrying case	Y
2453-22	MIL	M12 FUEL Impact Driver Kit includes 30 minute charger, M12 2.0 compact battery, belt clip, carrying case	Y



## 12V Cordless

### M12™ 3/8" Right Angle Drill Driver

- M12 REDLITHIUM™ LITHIUM ION BATTERY
- Extended paddle switch and electronic clutch
- Single sleeve ratcheting clutch
- Built-in LED light

#### Specifications

Torque	100 in-lb
RPM	0-800
Clutch Settings	11 plus Drill Mode
Head Length	3¾"
Weight	2.4 lb.



Item #	Code	Description	Stock*
2653-22	MIL	M12 Right Angle Drill Driver Kit includes M12 charger, M12 REDLITHIUM battery, carrying case	Y

### M12™ Hackzall® Recip Saw

- M12 REDLITHIUM™ BATTERY
- Variable speed trigger
- QUIK-LOK™ keyless blade clamp
- Built-in LED light

#### Specifications

Stroke Length	½"
SPM	0-3,000
Weight	2.6 lb.
Length	11"



Item #	Code	Description	Stock*
2420-22	MIL	M12 Recip Saw Kit includes M12 charger, M12 REDLITHIUM battery, contractor bag	Y

### M12™ Sub-Compact Band Saw

- M12 XC HIGH CAPACITY REDLITHIUM™ BATTERY
- Compact and lightweight for one-handed cuts (meets OSHA guarding requirements)
- LED light and variable speed trigger

#### Specifications

Cut Capacity	1⅝"
SFPM	280
Weight	6.75 lb.
Length	12"



Item #	Code	Description	Stock*
2429-21XC	MIL	M12 Band Saw Kit includes M12 charger, M12 XC High Capacity REDLITHIUM battery, (3) 18 TPI band saw blades, carrying case	Y

### M12™ Copper Tubing Cutter

- M12 REDLITHIUM™ BATTERY
- Water resistant sealed head and unibody
- Built-in LED light

#### Specifications

Capacity	¾" - 1"
Clearance	1½"
RPM	500
Length	14"



Item #	Code	Description	Stock*
2471-21	MIL	M12 Copper Tubing Cutter Kit includes M12 charger, M12 REDLITHIUM battery, carrying case	Y



### M-SPECTOR™ M12™ Digital Inspection Camera

- M12 REDLITHIUM™ LITHIUM ION BATTERY
- Adjustable 2x image zoom
- Three stage LED brightness control with digital glare reduction
- Up front camera controls

#### Specifications

Camera Head	17mm
Screen Size	2.4" LCD



Item #	Code	Description	Stock*
2310-21	MIL	M12 Inspection Camera Kit includes M12 charger, M12 REDLITHIUM battery, 3' camera cable, carrying case	Y

### M12™ PVC/PEX Shear

- M12 REDLITHIUM™ BATTERY
- 3mm reinforced stainless steel
- Water and rust resistant aluminum jaw
- Variable speed trigger with reverse

#### Specifications

Capacity	Up to 2" PVC
Torque	1,900 (in-lb)
Length	14⅜"



Item #	Code	Description	Stock*
2470-21	MIL	M12 PVC/PEX Shear Kit includes M12 charger, M12 REDLITHIUM battery, carrying case	Y

### M12™ Caulk/Adhesive Gun

- M12 REDLITHIUM™ BATTERY
- Variable speed trigger, 360° rotating collar and auto reversing anti-drip

#### Specifications

Capacity	10 oz. cartridge
Weight	4.11 lb.
Length	26½"



Item #	Code	Description	Stock*
2441-21	MIL	M12 Caulk/Adhesive Gun Kit includes M12 charger, M12 REDLITHIUM battery	Y

\*Y = stock item; A = readily available by order

## 12V Cordless

### M12™ Job Site Radio

- Powered by M12V batteries (sold separately) and AC adapter
- AM/FM tuner with digital processor
- Weatherproof aluminum speakers
- Weather sealed auxiliary compartment protects MP3 player and other audio devices

**Specifications**

Weight 3.5 lb.  
Length 10½"



Item #	Code	Description	Stock*
2590-20	MIL	M12 Job Site Radio includes (2) AAA batteries, auxiliary cord, AC adapter	Y

### M12™ Work Light

- Powered by M12V battery (sold separately)
- 90° pivoting head with Xenon bulb

**Specifications**

Length 7"



Item #	Code	Description	Stock*
49-24-0145	MIL	M12 Work Light only	Y

### M12™ REDLITHIUM™ Lithium Ion Battery



- REDLINK™ Intelligence provides optimized performance and overload protection using total system communication between tool, battery and charger
- Fuel gauge displays remaining runtime
- Delivers fade-free power in extreme job site conditions

Item #	Code	Description	Stock*
48-11-2440	MIL	M12 REDLITHIUM XC 4.0Ah High Capacity Battery	Y
48-11-2420	MIL	M12 REDLITHIUM 2.0Ah Compact Battery	Y
48-11-2402	MIL	M12 REDLITHIUM XC 3.0Ah High Capacity Battery	Y
48-11-2401	MIL	M12 REDLITHIUM 1.5Ah Compact Battery	Y
2710-20	MIL	M12 AC/DC Wall and Vehicle Charger for 48-11-2401 (40 min.) & 48-11-2402 (80 min.)	Y

## Drills

### 5.5 Amp ½" Magnum® Drill

- Keyed chuck
- 8' QUIK-LOK® cord
- Removable brush cartridge system
- Trigger speed control and reverse

**Specifications**

No Load RPM 0-950  
Capacity in Wood (auger bit) 1½"  
Capacity in Wood (self-feed) 2"  
Capacity in Steel (hole saw) 2"  
Weight 4.8 lb.  
Length 10½"



Item #	Code	Description	Stock*
0234-6	MIL	½" Drill includes chuck key and side handle	Y

### 8 Amp ½" Magnum® Drill

- Keyed chuck and trigger lock
- 8' fixed cord
- Removable brush cartridge system
- 360° locking side handle

**Specifications**

No Load RPM 0-850  
Capacity in Wood (auger bit) 1½"  
Capacity in Wood (self-feed) 2⅞"  
Capacity in Steel (hole saw) 2"  
Weight 5.4 lb.  
Length 12⅜"



Item #	Code	Description	Stock*
0300-20	MIL	½" Drill includes chuck key and side handle	Y

### 8 Amp ⅜" Drill

- Keyless chuck
- 8' fixed cord

**Specifications**

No Load RPM 0-2,800  
Capacity in Wood (flat boring bit) 1"  
Capacity in Wood (hole saw) 1¾"  
Capacity in Steel (twist bit) ⅜"  
Weight 4.25 lb.  
Length 10¼"



Item #	Code	Description	Stock*
0240-20	MIL	⅜" Drill	Y

\*Y = stock item; A = readily available by order

## Drills

### 1/2" Hammer Drill

- Powerful dual-torque motor
- Two modes: drill only and hammer and rotation
- Keyed chuck
- 10' fixed cord
- Trigger speed control

#### Specifications

Amperage	7.5
No Load BPM	0-20,000/0-40,000
No Load RPM	0-1,350/0-2,500
Capacity in Wood (hole saw)	3 3/4"
Capacity in Steel (twist bit)	1/2"
Capacity in Concrete	3/4"
Weight	6 lb.
Length	13"



Item #	Code	Description	Stock*
5378-21	MIL	1/2" Hammer Drill Kit includes chuck key, side handle, carrying case	Y

### 1/2" Right Angle Drill

- Keyed chuck
- 8' QUIK-LOK® cord
- Drill's head and handle swivel 360°
- Trigger speed control and reverse

#### Specifications

Amperage	7.0
No Load RPM	0-500
Capacity in Wood (auger bit)	1 1/2"
Capacity in Wood (self-feed)	3 5/8"
Capacity in Steel (twist bit)	1/2"
Weight	10.3 lb.
Length	16 3/4"



Item #	Code	Description	Stock*
3107-6	MIL	1/2" Right Angle Drill Kit includes socket wrench, open end wrench, RAD assembly, side handle	Y



### 1/2" Super Hawg® Drill

- Keyed chuck
- 8' fixed cord
- Roto-Lok® handle features 90° left-right rotations

#### Specifications

Amperage	13.0
No Load RPM	0-1,750
Capacity in Wood (self-feed)	4 5/8"
Capacity in Wood (hole saw)	6"
Capacity in Steel (twist bit)	1/2"
Weight	14.7 lb.
Length	22"

Item #	Code	Description	Stock*
1680-21	MIL	1/2" Super Hawg Drill with carrying case	Y

### 1/2" Compact Drill

- Drill has power to handle high-torque drilling and material mixing applications
- Built for two-handed operation
- Keyed chuck and 8' fixed cord

#### Specifications

Amperage	7.0
No Load RPM	0-450
Capacity in Wood (auger bit)	1 1/2"
Capacity in Wood (hole saw)	4"
Capacity in Steel (twist bit)	1/2"
Weight	11.4 lb.
Length	12 1/4"



Item #	Code	Description	Stock*
1660-6	MIL	1/2" Compact Drill includes pipe handle	Y

### 1/2" Hole Hawg® Drill

- Keyed chuck
- 8' fixed cord

#### Specifications

Amperage	7.5
No Load RPM	0-1,200
Capacity in Wood (auger bit)	1 1/2"
Capacity in Wood (self-feed)	4 5/8"
Capacity in Steel (twist bit)	1/2"
Weight	11.5 lb.
Length	6 1/2"



Item #	Code	Description	Stock*
1676-6	MIL	1/2" Hole Hawg Drill Kit includes pipe handle, carrying case	Y

### 3/4" Super Hole Shooter Drill

- Drill has power to handle the toughest drilling and augering applications
- Built for two-handed operation
- Keyed chuck and 8' fixed cord

#### Specifications

Amperage	10.0
No Load RPM	0-350
Capacity in Steel (twist bit)	3/4"
Weight	19 lb.
Length	18 1/2"



Item #	Code	Description	Stock*
1854-1	MIL	3/4" Super Hole Shooter Drill includes pipe handle	Y



## Fastening Tools

### General Purpose Screwdriver

- Ideal for decking, drywall and framing
- Trigger lock and snap-action clutch
- 10' fixed cord

#### Specifications

Amperage	6.5
No Load RPM	2,500
Drive Size	1/4" Hex
Weight	3.7 lb.
Length	13 1/8"



Item #	Code	Description	Stock*
6740-21	MIL	Screwdriver	Y

### 1/2" VSR Impact Wrench

with Detent Pin Socket Retention

- Detent pin provides secure retention of sockets and adapters
- Variable speed reversing switch offers added control
- 10' QUIK-LOK® cord

#### Specifications

Amperage	7.0
No Load RPM	0-1,800
No Load IPM	1,000-2,600
Torque (ft-lb)	300
Anvil Size	1/2" Square - Pin Detent
Weight	6.0 lb.
Length	11 1/8"



Item #	Code	Description	Stock*
9072-20	MIL	1/2" Impact Wrench	Y
9072-22	MIL	Impact Wrench Kit includes (6) sockets, carrying case	Y

### 3/4" Impact Wrench

with Rocker Switch and Friction Ring Socket Retention

- Friction ring socket retention system reduces downtime with frequent accessory changes
- Rocker switch enables quick selection of forward and reverse
- 8' fixed cord

#### Specifications

Amperage	7.0
No Load RPM	600-1,800
No Load IPM	1,000-2,600
Torque (ft-lb)	380
Anvil Size	3/4" Square - Friction Ring w/Thru-hole
Weight	6.2 lb.
Length	11 1/8"



Item #	Code	Description	Stock*
9075-20	MIL	3/4" Impact Wrench	Y



\*Y = stock item; A = readily available by order

## Saws



### 15 Amp Super Sawzall® Recip Saw

- Constant Power Technology™ maintains constant speed under load
- Patented Gear Protecting Clutch and Counter Balanced Mechanism
- Quik-Lok™ blade clamp for fast, easy blade changes
- Keyless adjustable shoe and blade clamp

#### Specifications

Stroke Length	1 1/4"
No Load SPM	0-2,800
Length	18 3/4"
Weight	9.8 lb.

Item #	Code	Description	Stock*
6538-21	MIL	15 Amp Reciprocating Saw includes carrying case	Y



### 13 Amp Orbital Super Sawzall® Recip Saw

- Constant Power Technology™ maintains constant speed under load
- Patented Gear Protecting Clutch and Counter Balanced Mechanism
- Quik-Lok™ blade clamp for fast, easy blade changes
- Keyless adjustable shoe and blade clamp

with 360° Rotating Handle

- Same features as above recip saw
- 360° rotating handle locks at 45° increments and the trigger can stay on while rotating

#### Specifications

Stroke Length	1 1/4"
No Load SPM	0-3,000
Length	6536-21: 18 3/4"      6523-21: 19"
Weight	6536-21: 9.8 lb.      6523-21: 10 lb.

Item #	Code	Description	Stock*
6536-21	MIL	13 Amp Orbital Reciprocating Saw includes carrying case	Y
6523-21	MIL	13 Amp Orbital Reciprocating Saw with 360° Rotating Handle includes carrying case	Y



### 12 Amp Sawzall® Recip Saw

- Patented Gear Protecting Clutch and Counter Balanced Mechanism
- Quik-Lok™ keyless blade clamp for fast, easy blade changes

#### Specifications

Stroke Length	1 1/8"
No Load SPM	0-3,000
Length	19"
Weight	7.1 lb.

Item #	Code	Description	Stock*
6519-31	MIL	13 Amp Reciprocating Saw includes carrying case	Y

## Saws

### 7¼" Circular Saw with TILT-LOK™ Handle

- Tool-free bevel
- 9' cord
- Spindle lock

#### Specifications

Amperage	15.0
Arbor Size	5/8"
Bevel	50°
Depth of Cut at 45°	1 13/16"
Depth of Cut at 50°	1 11/16"
Depth of Cut at 90°	2 7/16"
No Load RPM	5,800
Weight	10.4 lb.



Item #	Code	Description	Stock*
6390-21	MIL	7¼" Circular Saw includes saw blade, blade wrench, carrying case	Y

### 10¼" Circular Saw with TILT-LOK™ Handle

- Aircraft aluminum shoe
- Electric brake
- Spindle lock
- Tool-free bevel

#### Specifications

Amperage	15.0
Arbor Size	5/8"
Bevel	60°
Depth of Cut at 45°	2 3/4"
Depth of Cut at 60°	1 3/4"
Depth of Cut at 90°	3 13/16"
No Load RPM	5,200
Weight	17.8 lb.



Item #	Code	Description	Stock*
6470-21	MIL	10¼" Circular Saw includes rip fence, steel case	Y

### Deep Cut Variable Speed Band Saw

- All-metal direct drive gearing system
- Constant Power Technology™ maintains constant speed under load
- Patented Gear Protecting Clutch and Counter Balanced Mechanism
- Quik-Lok™ blade clamp for fast, easy blade changes
- Tool-free, locking adjustable shoe
- LED light

#### Specifications

Amperage	11.0
Capacity	5" x 5"
SFPM	0-380
Weight	14.5 lb.
Length	21"



Item #	Code	Description	Stock*
6232-21	MIL	Band Saw Kit includes carrying case	Y

### 8" Metal Cutting Saw

- Durable blade shield with integral chip tank collects and deflects hot chips and sparks
- Plunge lever and spindle lock

#### Specifications

Amperage	13.0
Arbor Size	5/8"
Depth of Cut at 90°	2 1/16"
No Load RPM	3,700
Weight	13.3 lb.



Item #	Code	Description	Stock*
6370-21	MIL	8" Metal Cutting Saw includes saw blade, blade wrench, carrying case	Y

### 14" Abrasive Chop Saw

- Durable, lightweight design with oversized wheel guards
- Adjustable fence and spindle lock

#### Specifications

Amperage	15.0
Arbor Size	1"
Capacity	4 5/8" x 4 5/8"
Max Bevel Capacity	45°
No Load RPM	3,900
Weight	13.3 lb.



Item #	Code	Description	Stock*
6177-20	MIL	14" Chop Saw includes abrasive wheel, hex wrench, vise	Y

### 14" Dry Cut Chop Saw

- Heavy-duty cast aluminum base with horizontal D-handle
- Spindle lock

#### Specifications

Amperage	15.0
Arbor Size	1"
Capacity	1/2" x 1 1/8"
Max Bevel Capacity	45°
No Load RPM	1,500
Weight	49.5 lb.



Item #	Code	Description	Stock*
6190-20	MIL	14" Chop Saw includes hex wrench	Y

**Milwaukee**

\*Y = stock item; A = readily available by order

## Grinders

### 5" Paddle Grinder, Lock-on

**Specifications**

Amperage	13.0
No Load RPM	11,000
Spindle	5/8"-11
Max. Watts Out	2,100
Weight	3.7 lb.
Length	12 1/2"
Cord	8' fixed



Item #	Code	Description	Stock*
6117-30	MIL	5" Paddle Grinder includes flange, side handle, spanner wrench, type 27 guard	Y

### 4 1/2" Paddle Grinder, No Lock

**Specifications**

Amperage	11.0
Spindle	5/8"-11
Max. Watts Out	1,400
Cord	8' fixed



Item #	Code	Description	Stock*
6146-31	MIL	4 1/2" Paddle Grinder includes flange, side handle, spanner wrench, type 27 guard	Y

### 4.5 Amp Die Grinder

**Specifications**

Amperage	13.0
No Load RPM	21,000
Weight	4.5 lb.
Length	13 1/2"
Cord	8' fixed



Item #	Code	Description	Stock*
5192	MIL	Die Grinder includes 1 1/16" open end wrench, 1/2" open end wrench	Y

## Drill Press

### Compact Electromagnetic Drill Press Kit

- Maneuvers easily and conveniently with carrying handle
- Two-coil magnet holds drill in place
- High strength magnet
- Accepts 3/4" diameter shank annular cutters
- 8' fixed cord

**Specifications**

Amperage	9
No Load RPM	0-450
Chuck	Weldon
Drill Capacity	1/2"
Drill Travel	6.6
Drill Point Pressure	750 lb.
Weight	12 lb.
Length	26 1/2"



Item #	Code	Description	Stock*
4270-21	MIL	Compact Drill Press includes (2) hex wrenches, lubricant spray bottle, nylon safety strap	Y

## Sanders

### 7"/9" Sander

- Spindle lock
- 9' fixed cord

**Specifications**

Amperage	15
No Load RPM	0-6,000
Spindle	5/8"-11
Weight	12 lb.
Length	17 1/2"



Item #	Code	Description	Stock*
6066-6	MIL	Sander includes flange, side handle, nylon washer	Y

## Heat Guns

### Dual Temperature Heat Gun

- Dual temperature: 570°F and 1,000°F
- Three position rocker switch—off, high, low



### Variable Temperature Heat Gun

- Variable temperature: 140°F to 1,040°F
- Rotate rear housing to select temperature

**Specifications (both models)**

Amperage	11.6
Weight	1.6 lb.
Length	10 1/8"

Item #	Code	Description	Stock*
8975-6	MIL	Dual Temperature Heat Gun	Y
8977-20	MIL	Variable Temperature Heat Gun	Y

## Coring Rig

### Diamond Coring Motor

- Built-in water swivel
- Uses core bits from 4" to 14"

**Specifications**

Amperage	20
No Load RPM	300-600
Spindle	1 1/4"-7
Plug Type	L5-20P
Weight	24 lb.



### Diamond Coring Stand

- Cast aluminum base with four leveling screws
- Adjustable, tilting 2 1/2" x 43 1/2" steel column

**Specifications**

Weight	82.5 lb.
Height	47"

Item #	Code	Description	Stock*
4079	MIL	Diamond Coring Motor includes open end wrench, (6) shear pins, water control valve, water hose adapter	Y
4130	MIL	Diamond Coring Large Base Stand	Y





# Power Tools

## Sanders

### 3" x 21" Variable Speed Belt Sander

- Designed for flush sanding up to vertical surfaces
- Variable speed dial
- Belt and gear drive system
- Quick-release belt-change lever

#### Specifications

Amperage	8.0
Power	120V/60 Hz
SFPM	850-1,300
Size	12.5" L x 5.75" W x 10.38" H
Weight	10.75 lb.



### 3" x 24" Variable Speed Belt Sander

- Variable speed dial
- Belt and gear drive system
- Quick-release belt-change lever

#### Specifications

Amperage	12.0
Power	120V/60 Hz
SFPM	1,000-1,500
Size	20" L x 7" W x 8" H
Weight	14.5 lb.



### 4" x 24" Variable Speed Belt Sander

- Variable speed dial
- Belt and gear drive system
- Quick-release belt-change lever

#### Specifications

Amperage	12.0
Power	120V/60 Hz
SFPM	1,000-1,500
Size	14" L x 13.5" W x 10.5" H
Weight	15.5 lb.



Item #	Code	Description	Stock*
352VS	PC	3" x 21" Belt Sander includes 100g ceramic aluminum oxide belt, dust bag assembly	Y
360VS	PC	3" x 24" Belt Sander includes 100g ceramic aluminum oxide belt, dust bag assembly	Y
362V	PC	4" x 24" Belt Sander includes 100g ceramic aluminum oxide belt, dust bag assembly	Y

### 5" Random Orbit Sander

- Controlled Finishing System maintains controllable pad speed and minimizes gouging during start up
- Dual-plane, counter-balanced fan reduces user fatigue

#### Specifications

Amperage	1.9
Orbits/Min	12,000
Pad	5", 8-hole hook and loop
Abrasive Type	Hook & Loop
Size	11" L x 5" W x 5.5" H
Weight	3.0 lb.



Item #	Code	Description	Stock*
382-PC	PC	5" Random Orbit Sander includes manual	Y

### 5" Low Profile Random Orbit Sander

- EnduraTech Motor Technology has 71% fewer wear components for 5-10 times longer motor life
- Electronic Load Control for 42% faster material removal
- Integral dust port accepts 1" and 1½" vacuum hoses

#### Specifications

Amperage	3.5
Orbits/Min	7,000-12,000
Pad	5", 8-hole hook and loop
Size	12" L x 5" W x 4" H
Weight	3.0 lb.



Item #	Code	Description	Stock*
390K	PC	5" Random Orbit Sander includes kit box, manual	Y

### 5" Variable Speed Random Orbit Sander

- Accepts 5/16"-24 spindle thread accessories
- Two-position (left or right) removable side handle

#### Specifications

Amperage	4.5, AC only
Orbits/Min	2,500-6,800
Pad	5", 5-hole hook and loop
Size	11" L x 10" W x 6" H
Weight	7.0 lb.



Item #	Code	Description	Stock*
97455	PC	5" Variable Speed Random Orbit Sander includes 5-hole H&L pad, dust collection hood, 10' dust collection hose, 1½"-2½" hose adaptor, sanding disc, side handle, wrench, carrying bag	Y

\*Y = stock item; A = readily available by order

## Sanders

### 1/4 Sheet Orbital Finish Sander

- Dual plane, counter-balanced low-vibration design
- Dust-sealed switch and sealed 100% ball-bearing construction



#### Specifications

Amperage	2.0
Power	120V/60 Hz
Orbits/Min	13,500
Pad	4 1/4" x 4 1/2"
Size	9" L x 4.5" W x 5.25" H
Weight	2.3 lb.

Item #	Code	Description	Stock*
380	PC	1/4 Sheet Finish Sander includes manual, paper punch	Y

### Power Paint Remover

- Fast, uniform, controlled removal of paint from wood, compositions, many other surfaces
- Variable-speed dial
- Two position (left or right) removable side handle
- Uses tungsten carbide discs of 24, 36, 46 grit



#### Specifications

Amperage	8.0, AC only
Power	120V/60 Hz
No Load Speed	3,300-4,500 rpm
Disk	6"
Spindle Size	5/8" -11
Weight	9.5 lb.

Item #	Code	Description	Stock*
7403	PC	Power Paint Remover includes side handle, back-up pad, wrench, carbide disc, Allen wrench, manual	Y

### Drywall Sander with Dust Collection

- Variable-speed dial
- Articulating head
- Built-in dust collection hose
- 13', 1 1/4" static-dissipating vacuum hose (vacuum sold separately)



#### Specifications

Amperage	4.7, AC only
Power	120V/60 Hz
No Load Speed	1,400-2,000 rpm
Pad	8 7/8", foam-backed, compression type
Length	62"
Weight	8.5 lb.

Item #	Code	Description	Stock*
7800	PC	Drywall Sander includes sanding pad, vacuum hose, hook & loop straps, manual	Y

## Vacuums

### 10 Gallon Dust Extractor Vacuum

- Powerful 9 amp motor
- Built-in outlet for use with power tools
- Corrosion resistant polypropylene tank
- Large wheels for easy maneuvering
- Vacuum delivers 99.85% filtration efficiency



Item #	Code	Description	Stock*
7812	PC	Dust Extractor Vacuum includes hose, manual	Y

## Plate Joiners

### Deluxe Plate Joiner Kit

- Fence tilts from 0° to 135° with positive adjustment stop at 90°
- Precise micro height-adjustment knob
- Includes both 2" and 4" diameter blades for standard and face-frame biscuits
- Seven position rotating depth stop for FF, #0, #10, #20, Simplex, Duplex, and Max (#6) biscuits



#### Specifications

Amperage	7.5
Power	120VAC, 25-60 Hz
No Load Speed	10,000 rpm

Item #	Code	Description	Stock*
557	PC	Plate Joiner Kit includes 4" blade, centering plate, dust bag, chip deflector, Allen wrench, carrying case, manual	Y

### Plate Joining Biscuits



Item #	Code	Description	Stock*
5551-PC	PC	(1,000) #0	Y
5552-PC	PC	(1,000) #10	Y
5553	PC	(1,000) #20	Y
5554-PC	PC	(500) #20, (250) #10, (250) #0	Y

### Replacement Blades

- Max. 10,000 rpm
- Carbide tipped
- Kerf: .155 to .160, 7/8" center hole



Item #	Code	Description	Stock*
5558-PC	PC	6-tooth, 4" blade	Y
5559	PC	4-tooth, 2" blade	Y

\*Y = stock item; A = readily available by order

# Routers



## 1¾ Peak HP Router

- Cam lock lever enables simple coarse height adjustments and motor release (fixed base)
- Cam lock lever enables simple coarse height adjustments and motor release (fixed base)
- Fine depth settings to 1/128"
- Auto-release collet system allows for easy bit removal after use
- D-handle base incorporates trigger switch with lock-on feature

### Specifications

Amperage 11.0  
 Power: 120V AC, 25-60 Hz  
 No Load Speed: 27,500 rpm  
 Collets: ¼" & ½"

Item #	Code	Description	Stock*
690LR	PC	1¾ HP Router includes fixed base, ¼" & ½" collets, collet wrench, manual	Y
691	PC	1¾ HP Router includes D-Handle Base, ¼" & ½" collets, collet wrench, manual	Y



## 2¼ Peak HP Multi-Base Router Kit

- Soft-starting motor features full-time electronic feedback that maintains motor speed through the toughest applications
- Variable speed control and dual-position on/off switch
- Macro-height lever for coarse adjustments
- Fine depth settings to 1/128"
- Plunge base features machined brass bushings and steel guide rods for a smooth, controlled plunge stroke
- Sub-base centering gauge ensures router bit concentricity
- Flat side on plunge base allows user to work in tighter spaces and provides a straight reference point

### Specifications

Amperage 12.0  
 Power: 120V AC, 60 Hz  
 No Load Speed: 10,000-23,000 rpm  
 Collets: ¼" & ½"

Item #	Code	Description	Stock*
893PK	PC	2¼ HP Router includes fixed base, plunge base, ¼" & ½" collets, sub-base centering gauge, collet wrench, carrying case, manual	Y



## Speedmatic® 3¼ Peak HP Five-Speed Router & Plunge Router

- Electronic, five-speed motor with soft-start
- Precision machined aluminum motor housing and base
- Dust-sealed switch and sealed ball bearing construction
- Auto-release collet system allows for easy bit removal after use

### Plunge Router

- Same features as above
- 3" plunge range
- Depth rod with 6 position adjustable turret
- Handle incorporates trigger switch with lock-on feature

### Specifications for both models

Amperage 15.0  
 Power: 120V AC, 25-60 Hz  
 No Load Speed: 10,000, 13,000, 16,000, 19,000, and 21,000 rpm  
 Collets: ½"

Item #	Code	Description	Stock*
7518	PC	3¼ HP Router includes fixed base, ½" collets, collet wrench, manual	Y
7539	PC	3¼ HP Router includes plunge base, ½" collets, collet wrench, manual	Y

## Router Table

- Large 19¾" x 16¾" machined aluminum table with cast-in lip to support extensions
- ¾" miter gauge slot
- Multiple starting pin locations
- Dust collection hood sized for 2½" hose
- 12⅞" leg height allow use of 1½" to 3¼ HP routers



Item #	Code	Description	Stock*
698	PC	Router Table includes shaper table, ¾" miter gauge, manual	Y



\*Y = stock item; A = readily available by order



## Fastening Tools

### Roofing Coil Nailer

- Drives 15° wire collated roofing nails from 7/8" to 1 3/4" x .120"
- Selectable trigger—sequential or contact actuation mode
- Sets nails properly every time with a tool-free depth of drive with detents
- Tool-free adjustable exhaust
- Adjustable shingle guide

#### Specifications

Magazine Capacity	120 nails
Operating Pressure	70-120 psi
Size	11.75" L x 10.5" H
Weight	5.0 lb.



Item #	Code	Description	Stock*
RN175A	PC	Roofing Coil Nailer includes 1/4" air fitting with dust cover, oil	Y

### 3 1/2" Clipped-Head Framing Nailer Kit

- Drives 30° to 34° paper collated clipped-head framing nails from 2" to 3 1/2" x .113" to .131"
- Selectable trigger—restrictive or contact actuation mode
- Sets nails properly every time with a tool-free depth of drive with detents
- By-pass nail pusher for quick reloading
- Tool-free adjustable exhaust

#### Specifications

Magazine Capacity	80 nails
Operating Pressure	70-120 psi
Size	14" L x 14.25" H
Weight	8.0 lb.



Item #	Code	Description	Stock*
FC350A	PC	3 1/2" Clipped-Head Framing Nailer includes 1/4" air fitting with dust cover, oil, carrying case	Y

### 3 1/2" Round-Head Framing Nailer Kit

- Drives 20° to 22° plastic collated full round-head framing nails from 2" to 3 1/2" x .113" to .148"
- Selectable trigger—restrictive or contact actuation mode
- Sets nails properly every time with a tool-free depth of drive with detents
- By-pass nail pusher for quick reloading
- Tool-free adjustable exhaust

#### Specifications

Magazine Capacity	64 nails
Operating Pressure	70-120 psi
Size	19.5" L x 14" H
Weight	8.0 lb.



Item #	Code	Description	Stock*
FR350A	PC	3 1/2" Round-Head Framing Nailer includes 1/4" air fitting with dust cover, oil, carrying case	Y

### 18 Gauge 2" Brad Nailer Kit

- Drives 18 gauge brads from 5/8" to 2" long
- Sequential fire trigger with lock off switch
- Tool-free depth adjustment for exact setting of nail head
- Removable rubber nose cushion and rear exhaust

#### Specifications

Magazine Capacity	100 nails
Operating Pressure	70-120 psi
Size	10.4" L x 9.75" H
Weight	2.6 lb.



Item #	Code	Description	Stock*
BN200B	PC	2" Brad Nailer includes 1/4" air fitting, safety glasses, 18 ga. brad nails, carrying case	Y

### 16 Gauge 2 1/2" Finish Nailer Kit

- Drives 16 gauge finish nails (FN style) from 1" to 2 1/2" long
- Sequential fire trigger with lock off switch
- Tool-free depth adjustment for exact setting of nail head
- Removable rubber nose tip
- Tool-free adjustable exhaust channels

#### Specifications

Magazine Capacity	100 nails
Operating Pressure	70-120 psi
Size	11.8" L x 10.6" H
Weight	3.85 lb.



Item #	Code	Description	Stock*
FN250C	PC	2 1/2" Finish Nailer includes 1/4" air fitting, safety glasses, 16 ga. finish nails, carrying case	Y

### 15 Gauge 2 1/2" Angle Finish Nailer Kit

- Drives 15 gauge angle finish nails (DA style) from 1" to 2 1/2" long
- Sequential fire trigger with lock off switch
- Tool-free depth adjustment for exact setting of nail head
- Removable rubber nose tip
- Tool-free adjustable exhaust channels

#### Specifications

Magazine Capacity	100 nails
Operating Pressure	70-120 psi
Size	13" L x 11.5" H
Weight	3.85 lb.



Item #	Code	Description	Stock*
DA250C	PC	2 1/2" Angle Finish Nailer includes 1/4" air fitting, safety glasses, 15 ga. finish nails, carrying case	Y



# Power Tools

## Fastening Tools

### Cordless 15 Gauge 2½" Angled Finish Nailer

- 18V Li-ion battery
- Reflex-Shot design provides an instant shot when the trigger is pulled with no ramp-up time
- Aluminum drive cylinder and magazine
- Selectable drive switch
- Nose mounted LED light

#### Specifications

Magazine Capacity	110 nails
Range:	1¼" to 2½"
Collation	34° angled taped strip
Operating Pressure	70-120 psi
Size	13" L x 13.5" H
Weight	6.2 lb.



Item #	Code	Description	Stock*
F-15	SEN	Cordless 2½" Angle Finish Nailer includes (1) 18V Li-ion battery, charger, case	Y

### 15 Gauge 2½" Angled Finish Nailer

- Magnesium main body
- Adjustable depth of drive
- 360° adjustable exhaust
- No-mar pad

#### Specifications

Magazine Capacity	104 nails
Range:	1¼" to 2½"
Collation	34° angled taped strip
Operating Pressure	70-120 psi
Size	13" L x 11.5" H
Weight	4.7 lb.



Item #	Code	Description	Stock*
FINISHPRO42XP	SEN	2½" Angle Finish Nailer includes case	Y

### Bulk Nailer

- Drives bulk nails from 2"-7"
- Soft, rubber palm pad for comfortable grip
- Magnetic nose holds nails in place

#### Specifications

Operating Pressure	50-125 psi
Size	4" L x 5.8" H
Weight	2.4 lb.



Item #	Code	Description	Stock*
A20	SEN	Bulk Nailer includes leather strap	Y

### 18 Gauge 2⅛" Brad Nailer

- Magnesium main body
- Adjustable depth of drive
- Rotatable rear exhaust
- Selective actuation trigger

#### Specifications

Magazine Capacity	110 nails
Range:	⅝" to 2⅛"
Operating Pressure	70-120 psi
Size	10.5" L x 9.75" H
Weight	2.48 lb.



Item #	Code	Description	Stock*
FINISHPRO18	SEN	2⅛" Brad Nailer includes case	Y

### 3¼" Clipped-Head Framing Nailer

- Sequential or contact trigger actuation
- Tool-free, adjustable depth of drive

#### Specifications

Magazine Capacity	83 nails
Range:	2" to 3¼" x .113" to .131"
Collation	34° angled taped strip
Operating Pressure	70-120 psi
Size	17.3" L x 11.9" H
Weight	7.8 lb.



Item #	Code	Description	Stock*
SN901XP	SEN	3¼" Clipped-Head Framing Nailer includes case	Y

### 3¼" Round-Head Framing Nailer

- Sequential or contact trigger actuation
- Tool-free, adjustable depth of drive

#### Specifications

Magazine Capacity	64 nails
Range:	2" to 3¼" x .113" to .148"
Collation	20° angled glued strip
Operating Pressure	70-120 psi
Size	17.3" L x 11.9" H
Weight	7.9 lb.



Item #	Code	Description	Stock*
SN902XP	SEN	3¼" Round-Head Framing Nailer includes case	Y

\*Y = stock item; A = readily available by order

## Fastening Tools

### 16 Gauge 2" Heavy Wire Stapler

- Adjustable depth of drive
- Reload indicator

**Specifications**

Crowns	7/16"
Magazine Capacity	160 nails
Range:	1" to 2"
Operating Pressure	80-120 psi
Size	14" L x 11" H
Weight	5.1 lb.



Item #	Code	Description	Stock*
SNS45XP	SEN	Heavy-wire Stapler includes case	Y

### 16-18 Gauge 1 1/2" Medium-Heavy Wire Stapler

- E-Z Load, EZ-Clear™ System
- Long 1" lip to get into tight spots

**Specifications**

Crowns	1/4", 3/8", 7/16"
Magazine Capacity	145 nails
Range:	3/4" to 1 1/2"
Operating Pressure	70-120 psi
Size	9.25" L x 12.38" H
Weight	4.2 lb.



Item #	Code	Description	Stock*
SKSXP	SEN	Medium-heavy Wire Stapler includes case	Y

### 18 Gauge 1 1/2" Medium Wire Stapler

- Adjustable depth of drive
- Ultra-light for ease of handling

**Specifications**

Crowns	1/4", 3/8"
Magazine Capacity	168 nails
Range:	3/4" to 1 1/2"
Operating Pressure	75-120 psi
Size	9" L x 12" H
Weight	2.67 lb.



Item #	Code	Description	Stock*
SLS25XP	SEN	Medium Wire Stapler includes case	Y



### Cordless 3" Auto-Feed Screwdriver

- 18V NiCd battery
- 3,000 rpm high torque motor
- Easy depth-of-drive adjustment
- DuraSpin® Technology

**Specifications**

Magazine Capacity	50 screws
Range:	1"-3", #6-#10
Size	16.8" L x 11" H
Weight	6.3 lb.



Item #	Code	Description	Stock*
DS275-18V	SEN	Cordless 3" Auto-feed Screwdriver includes (2) 18V NiCd batteries, (2) drive bits, drywall & wood nose pieces, charger, case	Y

### 3" Auto-Feed Screwdriver

- 3,300 rpm high torque motor
- Easy depth-of-drive adjustment
- Reverse switch to back out driven screws
- DuraSpin® Technology

**Specifications**

Magazine Capacity	50 screws
Range:	1 1/4"-3", #6-#10
Size	31.5" (collapsed) L x 6.89" H
	41.5" (expanded) L x 6.89" H
Weight	8.7 lb.



Item #	Code	Description	Stock*
DS300-AC	SEN	3" Auto-feed Screwdriver includes (2) drive bits, nose pieces, case	Y

### See Page 270 for Air Hoses



\*Y = stock item; A = readily available by order



STANLEY

# BOSTITCH® Power Tools

## Fastening Tools

### Coil Framing Nailer

- Drives 1½–3¼" 15° coil nails
- Quick-open composite canister survives falls
- Durable aluminum housing

#### Specifications

Driving power 880 in-lb  
Magazine capacity 250–300  
Operating pressure 70–100 psi  
Weight 8.4 lb.



Item #	Code	Description	Stock*
N80CB	BST	Coil Framing Nailer	Y

### Coil Roofing Nailer

- Drives ¾–1¾" 15° coil nails
- Magnesium housing for job site durability
- Quick set adjustable depth guide
- Hardened steel nose with carbide inserts resist wear
- Single action side load canister for fast, one-step nail loading

#### Specifications

Driving power 410 in-lb  
Magazine capacity 120  
Operating pressure 70–100 psi  
Weight 4.9 lb.



Item #	Code	Description	Stock*
RN46-1	BST	Coil Roofing Nailer	Y

### Flooring Stapler Kit

- Drives 1½–2" 15½ gauge staples
- High speed, mallet-actuated pneumatic operation increases productivity over manual tools
- Long reach handle for increased comfort and added control

#### Specifications

Driving power 420 in-lb  
Magazine capacity 92  
Operating pressure 0–100 psi  
Weight 11.2 lb.



Item #	Code	Description	Stock*
MIIIFS	BST	Flooring Stapler Kit includes graphite mallet, flooring adapter foot	Y

### 15 Gauge Angled Finish Nailer Kit

- Oil-free operation requires no regular maintenance and eliminates the risk of oil stains
- Drives 1¼–2½" nails
- Selectable trigger system converts from sequential to contact operation
- Ultra-quiet rear exhaust directs air away from the user
- Dial-A-Depth™ control for precise countersinking
- LED work light and integrated blower

#### Specifications

Driving power 375 in-lb  
Magazine capacity 130  
Operating pressure 70–120 psi  
Weight 4.15 lb.



Item #	Code	Description	Stock*
N62FNK-2	BST	Angled Finish Nailer Kit includes (1,000) 2" nails, (2) standard no-mar tips, (4) profile no-mar tips, swivel air fitting, steel belt hook, hex wrench, carry case	Y

### 18 Gauge Brad Nailer Kit

- Jam-free breathing magazine
- Drives ¾–1¾" nails
- Composite housing for extreme durability
- Adjustable deflector directs air away from the user

#### Specifications

Driving power 145 in-lb  
Magazine capacity 100  
Operating pressure 70–100 psi  
Weight 2.4 lb.



Item #	Code	Description	Stock*
BT35B-KIT	BST	Brad Nailer Kit includes (3,000) fasteners, oil, carry case	Y

YOUR SATISFACTION  
IS GUARANTEED!

\*Y = stock item; A = readily available by order



# Power Tools

## Fastening Tools

### Cordless 18 Gauge Brad Nailer

- Features Impulse® Technology; no hoses or compressors needed—powered by Paslode’s fuel cell and NiCd battery
- Tool-free depth-of-charge adjustment
- Sequential operation—drives 2-3 nails per second
- Easier and faster loading and unloading



**Specifications**

Magazine Capacity 100  
 Range: 5/8" to 2"  
 Size 11" L x 11.5" H  
 Weight (lb) 4.9 with battery

Item #	Code	Description	Stock*
901000	PAS	Brad Nailer includes rechargeable battery, 2-hour charger, extra no-mar tip, manual, carry case	Y

### Cordless 16 Gauge 1/2" Crown Stapler

- Features Impulse® Technology; no hoses or compressors needed—powered by Paslode’s fuel cell and NiCd battery
- Tool-free, depth-of-charge adjustment
- Sequential operation—drives 2-3 staples per second



**Specifications**

Magazine Capacity 150  
 Range: 3/4" to 2"  
 Size 13.5" L x 12.5" H  
 Weight 6.3 lb. with battery

Item #	Code	Description	Stock*
900078NT	PAS	1/2" Crown Stapler includes rechargeable battery, 2 hour charger, extra no-mar tip, safety glasses, manual, carry case	Y

### Cordless 16 Gauge Finish Nailer

- Features Impulse® Technology; no hoses or compressors needed—powered by Paslode’s fuel cell and NiCd battery
- Tool-free, depth-of-charge adjustment
- Sequential operation—drives 2-3 nails per second



**Specifications**

Magazine Capacity 100  
 Range: 3/4" to 2 1/2"  
 Size 10.5" L x 11.75" H  
 Weight 6.3 lb. with battery

Item #	Code	Description	Stock*
902000	PAS	Finish Nailer includes rechargeable battery, 2 hour charger, extra no-mar tip, safety glasses, manual, carry case	Y

### 7.4V Li-Ion Framing Nailer

- Features Impulse® Technology; no hoses or compressors needed—powered by Paslode’s fuel cell and Li-ion battery
- Tool-free, depth-of-charge adjustment
- Sequential operation—drives 2-3 nails per second



**Specifications**

Magazine Capacity 1 strip  
 Range: 2" to 3 1/4", .113" to .131" dia., 30° angle  
 Size 12" L x 14.5" H  
 Weight 7.25 lb. with battery

Item #	Code	Description	Stock*
CF325I	PAS	7.4V Framing Nailer includes 7.4V battery, Li-ion charger, hex wrench, safety glasses, manual, carry case	Y

### Cordless Coil Roofing Nailer

- Features Impulse® Technology; no hoses or compressors needed—powered by Paslode’s fuel cell and NiCd battery
- Depth-of-charge adjustment
- Sequential operation—drives 2 nails per second
- Easier and faster loading and unloading



**Specifications**

Magazine Capacity 120  
 Range: 1 1/4" to 1 3/4"  
 Size 14.12" L x 16.75" H  
 Weight 7.5 lb.

Item #	Code	Description	Stock*
904500	PAS	Roofing Nailer includes Fuel+Nail Pack, rechargeable battery, charger, safety glasses, carry case	Y

### 7.4V Li-Ion 16 Gauge Angled Finish Nailer

- Features Impulse® Technology; no hoses or compressors needed—powered by Paslode’s fuel cell and Li-ion battery
- Extra-large thumbwheel allows quick depth-of-charge adjustment



**Specifications**

Magazine Capacity 100  
 Range: 1 1/4" to 2 1/2", 20° angle  
 Size 12" L x 11.25" H  
 Weight 4.5 lb. with battery

Item #	Code	Description	Stock*
902400	PAS	7.4V Finish Nailer includes 7.4V battery, Li-ion charger, hex wrench, safety glasses, manual, carry case	Y

## Fastening Tools



### PowerMaster Plus™ Pneumatic Framing Nailer

- Bolt-on end plug for easier service
- Depth of charge drive on tool
- Adjustable air deflector cap
- Sequential or selectable operation—drives 12 nails per second

#### Specifications

Magazine Capacity	74-84
Range:	2" to 3½", .113" to .131" dia., 30° angle
Operating Pressure	80-120 psi
Size	12" L x 13.3" H
Weight	8.4 lb.

Item #	Code	Description	Stock*
501000	PAS	Framing Nailer includes bump fire trigger, hex wrench, safety glasses, manual	Y



### Positive Placement® Pneumatic Metal Hardware Nailer

- Nose probe accurately locates metal hardware hole and guides the fastener as it is driven
- Adjustable depth of drive
- Sequential operation—drives 10 nails per second

#### Specifications

Magazine Capacity	44-48
Range:	1½" to 2½", 30° angle
Operating Pressure	80-120 psi
Size	13.875" H
Weight	8.5 lb.

Item #	Code	Description	Stock*
500855	PAS	Metal Hardware Nailer includes safety glasses, manual	Y



## Paslode Accessories



404717



900200



402500



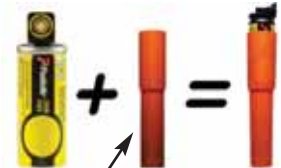
816000



650039



902654



902536

Item #	Code	Description	Stock*
404717	PAS	Impulse NiCd Battery	Y
402500	PAS	Impulse Stick Battery	Y
816000	PAS	Tall Red Fuel Cell - 1.32 oz.	Y
650039	PAS	Short Yellow Fuel Cell - 0.64 oz.	Y
902536	PAS	Tall Yellow Fuel Adapter (see Adapter Application)	Y
900200	PAS	NiCd Battery Charger	Y
902654	PAS	7.4V Lithium Ion Battery	Y

## DON'T FORGET...

### Protective Eyewear

#### Nemesis\*

- Lightweight construction and sleek, sporty style
- Single lens wraparound protection
- Soft touch temples

**JACKSON**  
SAFETY


3000707

Item #	Code	Description	Stock*
3000354	SAF	Clear	Y
3000356	SAF	Smoke Mirror	Y
3000357	SAF	Indoor/Outdoor	Y
3000707	SAF	Smoke Anti-Fog	Y

Find more eye protection in our Safety section on pages 158-160.

\*Y = stock item; A = readily available by order



## Masonry Tools



### Pointing Trowel

- Forged from a single piece of high carbon steel for unsurpassed strength
- Hardwood handle



Item #	Code	Description	Stock*
45-4.5	MAR	4½" x 2¼"	Y
45-5	MAR	5" x 2½"	Y
45-6	MAR	6" x 2¾"	Y
47A-MAR	MAR	5½" x 1⅞"	Y



### Margin Trowel

- Forged from one piece of high carbon steel
- Tempered, ground and polished from toe to heel
- Hardwood handle



Item #	Code	Description	Stock*
52	MAR	5" x 2"	Y
54	MAR	5" x 1½"	Y
58	MAR	8" x 2"	Y



### Margin Trowel

- Ground and polished carbon steel blade
- Steel ferruled wood handle



Item #	Code	Description	Stock*
01920	GOL	5" x 2"	Y



### Tuck Pointer

- Forged from one piece of high carbon steel
- Tapered for the required sturdiness and correct flexibility
- Hardwood handle with metal ferrule



Item #	Code	Description	Stock*
503	MAR	6½" x ¼"	Y
504	MAR	6¾" x ⅕"	Y
505	MAR	6¾" x ⅜"	Y
506	MAR	6¾" x ½"	Y
507	MAR	6¾" x ⅝"	Y
508	MAR	6¾" x ¾"	Y
509	MAR	6¾" x ⅞"	Y
510	MAR	6¾" x 1"	Y



### London Style Brick Trowel

- Made from high carbon steel
- Blade is tapered, ground and polished
- DuraSoft® handle



Item #	Code	Description	Stock*
3310.5FG	MAR	10½" & 4¾"	Y
3311.5FG	MAR	11½" & 5"	Y
3312FG	MAR	12" x 5⅛"	Y
3313FG	MAR	13" x 5⅜"	Y



### Duck Bill Trowel

- One-piece, forged high grade steel blade tempered, ground and polished for perfect balance



Item #	Code	Description	Stock*
GG444	KRA	10" x 2"	Y



### Brick Jointer

- Made from high carbon steel
- Brick jointers have a convex face for striking concave joints
- Each end is a different size for making different size joints



Item #	Code	Description	Stock*
80	MAR	½" & ⅝"	Y
81	MAR	¾" & ⅞"	Y
82	MAR	⅝" & ¾"	Y
83	MAR	⅜" & ½"	Y



### Barrel Jointer

- Barrel jointer set includes four popular sizes of changeable hardened steel barrels – ½", ⅝", ¾" and ⅞"
- Threaded barrels are easy to change

Item #	Code	Description	Stock*
BJ850	MAR	8½" x 2½"	Y

### Replacement Barrel

- Made of hardened steel for long life

Item #	Code	Description	Stock*
RB851	MAR	½"	A
RB852	MAR	⅝"	A
RB853	MAR	¾"	A
RB854	MAR	⅞"	A

\*Y = stock item; A = readily available by order

**Bon Tool Co.**

**Hubbard Barrel Jointer**

- Cast aluminum jointer set includes four steel barrels - 1/2", 5/8", 3/4" and 7/8"



Item #	Code	Description	Stock*
11760B10	BON	Hubbard Barrel Jointers	Y



**Joint Raker**

- Large 1 3/4" skate wheels
- Hardened nail, adjustable to the proper depth, can be securely tightened by slipping the nail in the eye of a spade bolt and twisting



Item #	Code	Description	Stock*
89-MAR	MAR	8 1/2" x 3"	Y



**Half-Round Sled Runner**

- Heavy-gauge steel mounting with wood handle
- Specifically designed for finishing horizontal joints
- Both ends are turned up for use in either direction



Item #	Code	Description	Stock*
611	MAR	15" x 1/2"	A
612	MAR	15" x 5/8"	A



**Adjustable Line Stretchers**

- Cast aluminum line stretchers adjust from 4" to 12"



Item #	Code	Description	Stock*
ALS504	MAR	Adjustable Line Stretchers - one pair	A

**Bon Tool Co.**

**Adjustable Line Stretchers**

To change block size (from 4" to 12"), simply loosen wing nut and insert in different hole. Made from cast aluminum. Sold in pairs.



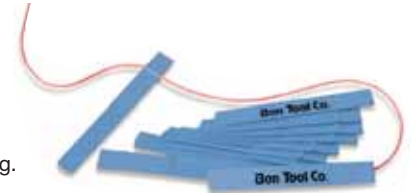
Item #	Code	Description	Stock*
11288B10	BON	Adjustable Line Stretchers	Y

\*Y = stock item; A = readily available by order

**Bon Tool Co.**

**Line Twigs**

Quickly snaps completely around line. Made from spring steel. Coated to prevent rusting.



Item #	Code	Description	Stock*
11140B0	BON	12-count pkg.	A



**Wood Line Blocks**

- Shaped from hardwood
- Shrink-wrapped in pairs



Item #	Code	Description	Stock*
86-MAR	MAR	3 3/4"	Y



**Mason's Line**

- 150 lb. test, 100% braided nylon, size #18
- Will not unravel if struck by a trowel
- Neither moisture nor dryness will affect its strength

Item #	Code	Description	Stock*
ML338	MAR	500' Fluorescent Orange	Y
ML339	MAR	500' Fluorescent Yellow	Y
ML340	MAR	500' Fluorescent Pink	Y
ML341	MAR	500' Fluorescent Lime	Y

**Empire**

**Braided Nylon Line Reel**



Item #	Code	Description	Stock*
39213N	HEM	250' Orange	Y
39511N	HEM	500' Gold	Y
39513N	HEM	500' Orange	Y
39514N	HEM	500' Pink	Y

**Empire**

**Braided Nylon Construction Roll**



Item #	Code	Description	Stock*
39711N	HEM	500' Gold	Y
39712N	HEM	500' White	Y
39713N	HEM	500' Orange	Y
39714N	HEM	500' Pink	Y

## Masonry Tools



### Brick Tong

- Can be quickly adjusted to carry from six to ten bricks
- Tongs are maintenance free



Item #	Code	Description	Stock*
88	MAR	16" (minimum size)	Y



### Brick Chisel

- Forged from the finest quality tool steel, then hardened and tempered
- 4½" handle with comfortable rubber grip to prevent slippage
- For cutting, trimming or cleaning brick



Item #	Code	Description	Stock*
604	MAR	8¾" x 4"	Y



### Mason's Chisel

- This forged mason's chisel is hardened, tempered and well-balanced
- Handle is 5½" and made of an all-steel construction with a hexagonal sectioned stock



Item #	Code	Description	Stock*
606	MAR	9" x 2"	Y

## Bon Tool Co.

### Wall Scraper

- All-aluminum scraper with a swivel head and a 6' handle removes excess mortar from brick and block
- Includes 7" abrasive disk
- Additional 6' handle can be added for a longer reach



Item #	Code	Description	Stock*
11921B6	BON	Wall Scaper	Y
12147BP	BON	6' Handle Extension	Y



### Masonry Brush

- 3½", white tampico fiber bristles set in a hardwood block



Item #	Code	Description	Stock*
829-MAR	MAR	6½" x 1¾" Masonry Brush	Y

## Grout Bag



- Nylon bag backed with PVC
- 12" wide x 24" long



- Made of seamless black vinyl
- 12" wide x 24" long
- Includes ⅜" metal tip



Item #	Code	Description	Stock*
07113	GOL	6 oz.	Y

Item #	Code	Description	Stock*
GB692	MAR	12" x 24"	Y

## Concrete Finishing Tools



### DuraSoft® Handle Xtralite® Pool Trowel



- Tempered blade is made from the highest grade blue spring steel
- Short aluminum alloy mounting is lightweight, but very strong

Item #	Code	Description	Stock*
SP14D	MAR	14" x 4"	Y



### Xtralite® Pool Trowel




- Tempered blade is made from the highest grade spring steel
- Blade is flexible enough to conform to almost any radius

Item #	Code	Description	Stock*
SP14	MAR	14" x 4"	Y



### Finishing Trowel



- Cast aluminum mounting securely riveted to tempered, polished steel blade

Item #	Code	Description	Stock*
FT362	MAR	12" x 4"	A
FT364	MAR	16" x 4"	A

\*Y = stock item; A = readily available by order



## Concrete Finishing Tools



### DuraSoft® Handle Xtralite® Finishing Trowel




- Highest grade, high carbon spring steel blade
- Aluminum alloy mounting is lightweight, but very strong
- Resilient DuraSoft® handle provides a soft feel, reduces fatigue, and offers excellent durability



Item #	Code	Description	Stock*
MXS56D	MAR	12" x 3"; curved handle	Y
MX62D	MAR	12" x 4"; straight handle	Y
MXS64D	MAR	14" x 4"; curved handle	Y
MXS66D	MAR	16" x 4"; curved handle	Y
MXS81D	MAR	18" x 4"; curved handle	Y
MXS20D	MAR	20" x 4"; curved handle	Y



### Xtralite® Finishing Trowel



- Highest grade, high carbon spring steel blade
- Aluminum alloy mounting is fully heat treated for strength
- Hardened steel rivets are used to attach the blade to the mounting

Item #	Code	Description	Stock*
MX62	MAR	12" x 4"; straight handle	A
MX64	MAR	14" x 4"; straight handle	Y
MXS64	MAR	14" x 4"; curved handle	A
MX66	MAR	16" x 4"; straight handle	Y
MXS66	MAR	16" x 4"; curved handle	Y
MX81	MAR	18" x 4"; straight handle	Y

### Bon Tool Co.

#### Safety Step Hand Edger

- Makes four safety grooves at the same time
- 3/4" groove spacing; no lip



Item #	Code	Description	Stock*
12476B9	BON	6" x 4 3/4", 1/4" bit depth	Y

### Bon Tool Co.

#### Sidewalk Edger

- 16 gauge stainless steel edger with wooden handle



Item #	Code	Description	Stock*
12448B9	BON	6" x 4", 1" radius, 1 1/2" lip	Y
12449B9	BON	6" x 4", 3/8" radius, 1/2" lip	A
12452B9	BON	6" x 6", 3/4" radius, 7/8" lip	A



### DuraSoft® Handle Edger



- Highest grade, high carbon spring steel blade
- Curved ends for use in either direction
- Resilient DuraSoft® handle provides a soft feel, reduces fatigue, and offers excellent durability



Item #	Code	Description	Stock*
136D	MAR	6" x 3", 3/8" radius, 1/2" lip	Y
138D	MAR	6" x 4", 5/8" radius, 1/2" lip	Y
156D	MAR	6" x 4", 3/8" radius, 1/2" lip	Y



### DuraSoft® Handle Zinc Hand Edger



- High quality, long wearing, zinc alloy blade
- Longer lasting and heavier than steel edgers
- Resilient DuraSoft® handle provides a soft feel, reduces fatigue, and offers excellent durability



Item #	Code	Description	Stock*
4154D	MAR	6" x 2 3/16", 1/4" radius, 5/8" lip	Y



### Bronze Hand Edger



- High quality, long wearing bronze
- Finely finished to make smooth clean grooves



Item #	Code	Description	Stock*
7588	MAR	6" x 2 3/4", 1/4" radius, 5/8" lip	Y

### Bon Tool Co.

#### Bronze Hand Edger

- Both ends of edges are turned up
- Radius side has a flat outside rail to run along forms



Item #	Code	Description	Stock*
22104B9	BON	6" x 3", 3/4" radius, 3/4" lip	Y



### Bronze Hand Edger

- 100% bronze edger has special turned up ends to eliminate gouging of concrete



Item #	Code	Description	Stock*
CF311	KRA	6" x 2 3/4", 1/4" radius, 5/8" lip	Y

## Concrete Finishing Tools

### Bon Tool Co.

#### Bronze Walking Edger

- Cast bronze edger has turned up ends and smooth edges, allowing you to work the edges from either direction



Item #	Code	Description	Stock*
12578B9	BON	6" x 2 <sup>3</sup> / <sub>4</sub> ", 1/4" radius, 5/8" lip	Y

### Bon Tool Co.

#### Stainless Steel Walking Edger

- Stainless steel with locking all-angle bracket



Item #	Code	Description	Stock*
12285B9	BON	10" x 6", 3/8" radius, 1/2" lip	Y



#### DuraSoft® Handle Stainless Steel Edger/Groover

- Forms a 3/4" radius and a 1/4" groove in one pass
- Resilient DuraSoft® handle provides a soft feel, reduces fatigue, and offers excellent durability



Item #	Code	Description	Stock*
4283D	MAR	6" x 8", 3/4" radius, 7/8" lip	Y



#### DuraSoft® Handle Stainless Steel Groover

- Blade made of stainless steel
- Has a sturdy steel mounting
- Properly shaped bit and leading edge cut a sharp groove
- Resilient DuraSoft® handle provides a soft feel, reduces fatigue, and offers excellent durability



Item #	Code	Description	Stock*
180D	MAR	6" x 3", 1/4" radius, 1/2" wide, 1/2" depth	Y

### PRODUCTS NOT LISTED?

All of the products we sell are not listed in this catalog. If you don't find everything you need,

PLEASE CALL US—WE CAN HELP!

\*Y = stock item; A = readily available by order



#### Bronze Hand Groover

- High quality, long wearing bronze
- Finely finished to make smooth clean grooves



Item #	Code	Description	Stock*
7304-MAR	MAR	6" x 4 <sup>1</sup> / <sub>2</sub> ", 3/8" radius, 1/2" wide, 3/4" depth	Y
7319-MAR	MAR	6" x 6", 3/8" radius, 5/8" wide, 3/4" depth	A



#### Bronze Hand Groover

- Bronze groover with wood handle



Item #	Code	Description	Stock*
06304-GOL	GOL	6" x 4 <sup>1</sup> / <sub>2</sub> ", 5/8" wide, 3/4" depth	Y



#### Cast Aluminum Groover with RotoLeveler® Bracket

- Made from hard aluminum
- Oversized wrap-around bit serves as a sight for making straight grooves
- Round ends help eliminate finishing marks



Item #	Code	Description	Stock*
14099-MAR	MAR	24" x 8 <sup>3</sup> / <sub>4</sub> ", 1/4" radius, 1/2" wide, 1 <sup>1</sup> / <sub>4</sub> " depth	Y



#### Heavy-Duty Zinc Walking Groover

- Made from high quality, long wearing zinc; harder than bronze
- Both ends turned up so it can be used in either direction
- Helps eliminate bending when working large areas of concrete



Item #	Code	Description	Stock*
836	MAR	8" x 4 <sup>3</sup> / <sub>8</sub> ", 1/4" radius, 3/8" wide, 1" depth	Y

### Bon Tool Co.

#### Bronze Walking Groover

- Thick wear-resistant alloy for longer wear
- Single turned-up end



Item #	Code	Description	Stock*
12502B9	BON	6" x 4 <sup>1</sup> / <sub>2</sub> ", 3/8" radius, 3/4" wide, 3/4" depth	Y
12586B0	BON	6" x 6", 3/8" radius, 3/8" wide, 3/4" depth	Y



### Beveled End Magnesium Float

- Extruded from very hard, durable, lightweight magnesium
- Magnesium floats produce a smoother finish than wood

Item #	Code	Description	Stock*
142	MAR	12" x 3 1/8", wood handle	A
142D	MAR	12" x 3 1/8", DuraSoft handle	Y
145	MAR	16" x 3 1/8", wood handle	A
145D	MAR	16" x 3 1/8", DuraSoft handle	Y
146	MAR	20" x 3 1/8", wood handle	Y



### Cast Magnesium Float

- Extruded from the finest magnesium
- Placement of handle gives the float perfect balance

Item #	Code	Description	Stock*
148	MAR	16" x 3 1/8", wood handle	Y
148D	MAR	16" x 3 1/8", DuraSoft handle	Y



### Round End Magnesium Float

- Extruded from very hard, durable, lightweight magnesium
- Handles are secured with torque pad screws that will not back out

Item #	Code	Description	Stock*
143	MAR	16" x 3 1/8", wood handle	A
143D	MAR	16" x 3 1/8", DuraSoft handle	Y



### Straight Magnesium Darby

- These tools can also function as curb slickers
- The 36" darby has a knob for extra control

Item #	Code	Description	Stock*
4623D	MAR	30" x 3 1/8", DuraSoft handle	Y
4626D	MAR	36" x 3 1/8", DuraSoft handle	Y



### Extruded Magnesium Walking Float

This lightweight magnesium float is perfect for floating small areas of concrete. The 360 degree all-angle bracket lets you work at any angle.

Item #	Code	Description	Stock*
CC815	KRA	24" x 3 1/4"	Y



### Fresno Trowel

- Superior quality high carbon steel blade
- Round ends leave no drag marks
- All-angle swivel attachment included

Item #	Code	Description	Stock*
C24R	MAR	24" x 5"	A
C30R	MAR	30" x 5"	Y
C36R	MAR	36" x 5"	Y



### Magnesium Bull Float

- Made from the finest extruded magnesium available
- Lightweight, long wearing, and properly balanced to provide the finish you want
- Square ends

Item #	Code	Description	Stock*
B45-MAR	MAR	45" x 8"	A
B48	MAR	48" x 8"	Y
B60	MAR	60" x 8"	A

### Bull Float Kit



Kit comes complete with GatorGlide leveling head, lightweight bull float blade, four 6' snap button poles and heavy-duty carrying case.

Item #	Code	Description	Stock*
GF10300	GTS	48" Square End Bull Float Blade Kit	Y
GF10305	GTS	48" Round End Bull Float Blade Kit	Y
GF10580	GTS	36" Round End Bull Float Blade Kit	Y



### Aluminum Screed

- Premium high strength alloy won't rust or rot
- End capped to prevent concrete from getting inside
- Lightweight, long wearing and rigid

Item #	Code	Description	Stock*
14785	MAR	2" x 4" x 8"	Y
14786	MAR	2" x 4" x 10"	Y
14788	MAR	2" x 4" x 12"	Y
14789-MAR	MAR	2" x 4" x 14"	Y
14790	MAR	2" x 4" x 16"	Y
14791-MAR	MAR	2" x 4" x 20"	Y



## Concrete Finishing Tools



### Big Diamond Concrete Tamper

- Reinforced splash way grill
- Built to take the pounding and stay flat



Item #	Code	Description	Stock*
T34	MAR	34" x 7½"	A



### Roller Tamper

- Ideal for embedding exposed aggregate
- Quickly levels slab and prepares it for final finish
- Fully assembled
- Dual adapter (included) allows use with any Marshalltown push button or female threaded end handles (sold separately)



Item #	Code	Description	Stock*
T459	MAR	36" Roller Tamper	Y



### Rollerbug® Tamper

Weighing only 10 lb., one person can handle the Rollerbug® tamper with ease, and it tamps twice as fast as a regular tamper. It is ideal for all finishes: exposed, aggregate, float, broom, trowel, or as a key for two-course work.



Item #	Code	Description	Stock*
16652-GOL	GOL	Rollerbug Tamper	Y



### Universal Mounting Plate

- Adapts bull floats and brackets to a two or four hole mounting
- Can be used with the Auto-Just® bull float bracket and similar brackets made by others



Item #	Code	Description	Stock*
A3008	MAR	Universal Mounting Bracket	A



### Bull Float Bracket Assembly

- Fits most four-hole bull floats



Item #	Code	Description	Stock*
A3003	MAR	Bull Float Bracket	A



### Rotaleveler® Bull Float Bracket

- Fits any bull float without adapters
- Accepts most 1¾" and 1⅜" push button handles without adapters



Item #	Code	Description	Stock*
RL6	MAR	Rotaleveler Bull Float Bracket	Y



### Fresno Adapter

- Rugged aluminum casting
- Designed specifically to connect standard threaded handle sections to a fresno, walking edger or groover, or any other tools that are equipped with similar attachment devices



Item #	Code	Description	Stock*
3748	MAR	Fresno Adapter	Y

### Bon Tool Co.®

#### Fresno Adapter

Top Only



Item #	Code	Size	Stock*
12347B10	BON	Fresno Adapter Top	Y



### Fresno Trowel Adapter

- Adapts 1¾" molded threaded handles to fit fresnos, brooms, walking edgers and groovers



Item #	Code	Description	Stock*
CC662	KRA	Fresno Trowel Adapter	Y



### Fresno Groover Attachment

- Made from durable hardened aluminum
- Thumb screws tighten groover attachment to the trowel blade



Item #	Code	Description	Stock*
3740-MAR	MAR	¼" radius, 13/16" width, 3/4" depth	Y

\*Y = stock item; A = readily available by order



### Threaded Handle Clevis Adapter

- All-angle center mount
- Cut-out section of adapter fits over broom bracket and accepts broom thread handle
- Includes square bolt, wingnut and washer



Item #	Code	Description	Stock*
16515	MAR	Threaded Handle Clevis Adapter	Y



### Clevis Adapter Base Bracket

- Cut-out section of adapter fits over broom bracket and accepts broom thread handle
- Mounts to most broom heads and accepts the Threaded Handle Clevis Adapter, allowing broom heads to be used with different handles
- Includes two bolts, two nuts and two washers



Item #	Code	Description	Stock*
16516	MAR	Clevis Adapter Base Bracket	Y

### Bon Tool Co.

#### Threaded Brush Adapter

- Aluminum



Item #	Code	Description	Stock*
12945B10	BON	Threaded Brush Adapter	Y



### Push Button Handle Adapter

- Fits 1 3/8" and 1 3/4" push button handles
- Used with bull floats, fresnos, brooms, etc.



Item #	Code	Description	Stock*
4819	MAR	Male Threaded End Adapter	Y
4820	MAR	Female Threaded End Adapter	Y
4821	MAR	Post Adapter	Y

### Bon Tool Co.

#### Handle Adapter



Item #	Code	Description	Stock*
12268B9	BON	1 3/4" button to female thread	Y
12267B9	BON	1 3/4" button to male thread	Y



### Aluminum Threaded Handle Section

- The large threads can be combined with similar handles made by others



Item #	Code	Description	Stock*
B572	MAR	72" length, 1 1/4" diameter	Y



### Aluminum Push Button Handle Section

- Constructed of thick-walled aluminum tubing
- Heat treated and lightweight



Item #	Code	Description	Stock*
17-8ASU	MAR	72" length, 1 1/4" diameter	Y



### Float Handle

- DuraSoft® handle provides a soft feel, reduces fatigue, and offers excellent durability
- Wood handle is made of smoothly finished wood
- Both handles fit all Marshalltown mag floats



Item #	Code	Description	Stock*
16M	MAR	9" x 1 1/4", wood handle	A
16D	MAR	9" x 1 1/4", DuraSoft handle	Y

### Bon Tool Co.

#### Rub Brick

- Fluted silicon carbide brick used for dressing down concrete
- 60 grit



Item #	Code	Description	Stock*
12280B10	BON	6" x 3" x 1"	Y



#### Rub Brick

- Fluted silicon carbide stone
- 20 grit
- Ideal for dressing down and removing form marks from concrete or cleaning brick



Item #	Code	Description	Stock*
840	MAR	6" x 3" x 1"	Y

\*Y = stock item; A = readily available by order

## Concrete Finishing Tools



### Lightweight Knee Boards

Durable and easy-to-use knee boards are made of 18-gauge stainless steel. Knee pads are replaceable.



Item #	Code	Description	Stock*
CC162	KRA	28" x 8"	Y

### Bon Tool Co. Plastic Knee Boards

Heavy-duty plastic. The contoured shape eliminates marring the concrete and saves on troweling time. Replaceable rubber knee pads included.



Item #	Code	Description	Stock*
12615B9	BON	Plastic Knee Boards - 10" x 30"	Y



### Scythe Stone

Silicon carbide scythe stones quickly produce a fast-cutting edge on scythes and brush hooks. These stones are most frequently chosen where the speed of sharpening is the primary consideration.



Item #	Code	Description	Stock*
SCYTHE	MQB	10" x 1 1/16" x 3/4"	Y

### Bon Tool Co. 3-Pin Rebar Bender

- Tubular steel handle
- Built to provide enough leverage to bend 5/8" rebar



Item #	Code	Description	Stock*
12433B9	BON	3-Pin Rebar Bender	Y



See page 368 for concrete and mortar mixes.



\*Y = stock item; A = readily available by order

## Drywall/Plastering/Paint Sundry Tools



### Inside Corner Trowel

- Lightweight tool made from one piece of flexible stainless steel
- Has a 90° angle between the blades



Item #	Code	Description	Stock*
24D	MAR	5" x 3 3/4"	A



### Outside Corner Trowel

- Lightweight tool made from one piece of flexible stainless steel
- Used to embed tape and smooth out the final layer of mud to taped corners



Item #	Code	Description	Stock*
25D	MAR	5" x 3 3/4"	A



### Inside Corner Trowel

- Lightweight tool made from one piece of flexible stainless steel with aluminum mounting
- Blade set at a 103° angle that flexes to form a perfect 90° corner during use



Item #	Code	Description	Stock*
23D	MAR	4" x 5"	A



### Quik-Mix® Mixer

- Blade is securely welded to a 3/8" hex shaft
- Saves time and energy
- Fits any 3/8" or larger slow speed drill (500 rpm)



Item #	Code	Description	Stock*
819	MAR	28"	Y



### Ribbon Mixer

- Made from high-quality plated steel
- Ribbon design ensures even mix of all kinds of materials
- Works best at 500-900 rpm
- The 2" mixer fits 3/8" or larger variable speed drill



Item #	Code	Description	Stock*
RM771	MAR	2" x 16"	Y





### Two Wheel Mud Mixer

These scientifically designed 5-fin dispersal wheels mix drywall mud quickly. Lower wheel cuts upward, upper wheel cuts down, creating counter flow to disperse lumps fast.

Item #	Code	Description	Stock*
15310	GOL	5" Wheel	Y



### Heli-Arc Mud Pan

- Heavy-gauge stainless steel
- Corners are heli-arc welded to form smooth, seamless inside corners that leave no place for the mud to collect



Item #	Code	Description	Stock*
6396	MAR	14"	Y



### Plastic Mud Pan

- Made of long wearing plastic with hang-up tab
- Equipped with two metal wiping blades
- Resists chemicals and temperature changes



Item #	Code	Description	Stock*
814	MAR	13"	Y



### Aluminum Hawk

- Made of heavy-gauge, hard-rolled aluminum
- Lightweight but durable
- Edges have been smoothed and the corners rounded for convenience



Item #	Code	Description	Stock*
2D	MAR	13½" x 13½"	Y



### 9-in-1 Scraper

- Opens paint cans, sets and removes nails, applies putty, and scrapes surfaces, cracks and joints

Item #	Code	Description	Stock*
05275	GOL	9-in-1 Scraper	Y



### DuraSoft® Handle Stainless Steel Taping Knife

- Tempered premium stainless steel blade with aluminum backing plate
- Tapered blade flexes just right for feathering, but will not take a set



Item #	Code	Description	Stock*
3508SD	MAR	8" x 3"	Y
3510SD	MAR	10" x 3"	Y
3512SD	MAR	12" x 3"	Y
3514SD	MAR	14" x 3"	Y
3516SD	MAR	16" x 3"	Y



### Polyethylene Handle Tool



- Tempered carbon steel for an even hardness throughout blade
- Full tang through the handle
- Black, weighted handle resistant to virtually all chemicals and solvents



Item #	Code	Description	Stock*
M5153	MAR	1½" Flex Putty Knife	Y
M5304	MAR	3" Stiff Scraper	Y
M5712	MAR	1½" Chisel Putty Knife	Y
M5763	MAR	6" Flex Joint Knife	Y
M5721	MAR	6-in-1 Combination Tool	Y



### Nylon Handle Joint Knife

- Blade of high carbon steel, tempered, then polished to a mirror finish
- The full-length tang goes through the rugged solvent resistant nylon handle



Item #	Code	Description	Stock*
JK745	MAR	5"	Y

\*Y = stock item; A = readily available by order

## Drywall/Plastering/Paint Sundry Tools



### Pole Sander Handle

- Made from hardwood with a hammerhead tip
- For use with Marshalltown pole sanders (#26 & #26A)



Item #	Code	Description	Stock*
28	MAR	4'	Y



### Swivel Pole Sander - Threaded Male End

- Made of reinforced die cast aluminum bonded to a foam rubber pad
- Used for sanding drywall joints
- Combining this sander with Marshalltown #28 and #28L pole sander handles permits sanding anywhere



Item #	Code	Description	Stock*
26	MAR	9 5/8" x 3 1/4"	Y



### Hand Sander

- Aluminum backing plate bonded to foam pad
- Lightweight
- Fitted with an exclusive one-piece handle clamp that holds the sandpaper firmly and makes changing easy



Item #	Code	Description	Stock*
20D	MAR	9 5/8" x 3 1/4"	Y



### 100 Grit Die Cut Sandpaper

- Ideal for sanding down drywall joint mud or drywall board



Item #	Code	Description	Stock*
DC100	KRA	11" x 4 3/16" Sandpaper	Y

## Bon Tool Co.

### Rubber Float

- Very compact and dense molded rubber face
- Aluminum backing and fitted with a comfortable handle



Item #	Code	Description	Stock*
12278B8	BON	9" x 4", 5/8" thick	Y



39

### Rubber Float

- Molded rubber pad is bonded to lightweight aluminum backing
- Coarse red rubber float is used for textured finishes
- Black rubber float has a dense texture and is ideal for bringing sand to the surface



40-MAR



Item #	Code	Description	Stock*
39	MAR	9" x 4", 5/8" thick	Y
40-MAR	MAR	9" x 4", 5/8" thick	Y

## Bon Tool Co. Corner Roller

Ideal for applying dry wall mud and joint compound. Flexed rod allows a person to reach average ceiling. Lambs wool roller spreads mud evenly.



Item #	Code	Description	Stock*
15272B8	BON	3" Roller/12" Handle	Y
15273B10	BON	3" Replacement Roller	Y



### Cornerbead Clincher

One blow from a rubber mallet will crimp a 1/4" cornerbead tightly and accurately into place, helping to center the cornerbead for best mud distribution.

Item #	Code	Description	Stock*
CB370	MAR	Cornerbead Tool	Y



### Rubber Mallet

- 2 lb. black rubber head with 13" long handle
- For use with cornerbead tool

Item #	Code	Description	Stock*
RM435	MAR	2 lb. Rubber Mallet	Y



### Drywall Saw

- 15" tempered blade, five teeth per inch, with plastic handle
- Cuts quickly through wallboard, gypsum, lath and thin-coat backing board



Item #	Code	Description	Stock*
21-MAR	MAR	15"	Y



**Drywall Taper**

- Lightweight aluminum with soft grip handle, adjustable web side handle and serrated cut-off blade
- One-handed mud loading and easy to adjust mud flow control

Item #	Code	Description	Stock*
6024-MAR	MAR	Drywall Taper	Y



**SharpShooter® Hopper Gun**

- Specially formulated nylon gun
- Seven orifice sizes with tubular design
- Angled hopper adapter allows hopper to remain level while spraying floor and ceilings

Item #	Code	Description	Stock*
16356	MAR	2-gallon Capacity Hopper Gun	A



**Drywall Board Lifter**

- Has a nonslip checkered surface to provide foot traction for user's safety
- Self-righting feature makes it ready for use without fumbling to turn it over



Item #	Code	Description	Stock*
790	MAR	12" x 5 1/4"	Y

**NEED HELP LIFTING?**

We sell and rent this Billjax drywall lift. See page 197 for details or call our Rental Department for rental rates.



\*Y = stock item; A = readily available by order



**Skywalker Stilts® 1.0**

- Heavy-gauge, overlapping, aluminum leg tubes
- Padded calf brace
- Adjustable metal buckle straps and adjustable heel plates already attached
- 225 lb. load limit



Item #	Code	Description	Stock*
ST18	MAR	Adj. 18" - 30"	Y

**Skywalker Stilts® 2.1**

- Composite footplate reinforced with aluminum truss
- Design allows for a complete line of replacement parts
- Flip-and-switch system allows for quick height adjustment and fully adjustable ankle spring allows for a more natural walking motion
- 225 lb. load limit



Item #	Code	Description	Stock*
SKY2118	MAR	Adj. 18" - 30"	Y

**Flooring/Tiling Tools**



**Notched Trowel**

- Aluminum alloy mounting riveted to a hard tempered 11" x 4 1/2" steel blade



Item #	Code	Description	Stock*
701	MAR	7/32" x 5/32" V notch	A
702	MAR	1/4" x 1/4" x 1/4", SQ notch	Y
704	MAR	3/32" x 3/32" x 1/8", U notch	A
706	MAR	3/32" x 3/32" x 3/32", SQ notch	A



**Tile Setter's Trowel**

- Forged from a single piece of high grade tool steel
- Blade is fully tempered, ground and polished
- Hardwood handle



Item #	Code	Description	Stock*
57-MAR	MAR	7" x 4 5/8" Tile Setter's Trowel	Y



## Flooring/Tiling Tools

### Floor Scraper

#### Bon Tool Co.

Steel blade shaves up all types of floor coverings on concrete or wood subfloors. Powder-coated, 54" steel handle.



Item #	Code	Description	Stock*
14708B9	BON	7" Floor Scraper	Y
14709B9	BON	7" Replacement Blade	Y



- 60" steel handle welded to angle iron bracket
- Heavy-gauge spring steel blade



Item #	Code	Description	Stock*
720-MAR	MAR	14" x 4 1/2" Floor Scraper	Y
720B	MAR	14" Replacement Blade	Y



### Tile Grout Float

- Pure gum rubber face is bonded to a dense rubber pad, and then cemented to an aluminum backing plate with a smooth handle
- Edges are beveled and the two front corners are rounded for ease of spreading
- Dense rubber pad is designed specifically for tile grouting



Item #	Code	Description	Stock*
43	MAR	Tile Grout Float	Y



### Tile Grout Scrubbing Sponge

- General purpose cellulose sponge



Item #	Code	Description	Stock*
16587	MAR	Cellulose Sponge	Y

#### Bon Tool Co.

### Rocker Bar

- Multi-purpose bar



Item #	Code	Description	Stock*
14839B9	BON	3/4" Hex/30" Long	Y
14840B9	BON	7/8" Hex/48" Long	Y



Model #1964

### Quikpoint Drill-Mate Mortar Gun

Add your own 3/8" drill

- Vibrator fed auger drive assures constant mortar bead
- Variable speed allows controlled application of mortar
- Unbreakable, polyurethane body and nozzle holder
- Hopper holds 1/2 gallon of mortar per load. Quick and easy to reload. Hopper extension will increase capacity to one gallon.



Item #	Code	Description	Stock*
1964	QP	Mortar Gun	Y

#### Bon Tool Co.

### Vari-Struts Buck Brace

Heavy-gauge tubular steel construction with universal clamps and adjustment screws. Adjustable from 5'9" to 10'6".



Item #	Code	Description	Stock*
480-SI	BON	Vari-Struts	Y

#### Bon Tool Co.

### Mortar Buggy

Heavy-duty, 12-gauge, reinforced steel construction. Both ends are sloped for easy shoveling from either side. Four 10" pneumatic tires—two swivel and two fixed.



Item #	Code	Description	Stock*
11-682-C5	BON	6 1/2 cu. ft. liquid capacity	A

\*Y = stock item; A = readily available by order

# ◆ CRAIN

## Carpet & Floor Tools

### Deluxe Adjustable Knee Kicker

Features a high profile to span stretcher heads or tubes, and a recessed trigger for five length adjustments from 18½" to 22½". Head includes three nap grips and pin plate with 16 hardened steel pins.



Item #	Code	Description	Stock*
605-CRA	CRA	Knee Kicker	Y

### Econo Heat Bond Iron

This iron features a low profile that glides easily under carpets and permits the seam to be joined close to the back of the iron, where the adhesive is still hot. Heat settings are adjustable between 250°F and 425°F, permitting seaming speeds up to 4' per minute.



Item #	Code	Description	Stock*
900-CRA	CRA	110 V, 800 Watt Iron	A

### Toe-Kick Saw

Does the job when flush cuts to the wall are required. Specially designed for cutting underlayment under toe kicks. Ten amp, 2½ horsepower motor powers the blade at 5,000 rpm.



Item #	Code	Description	Stock*
795	CRA	Toe-Kick Saw	A

## Power Stretchers



### Power Stretcher

Comes complete with adjustable locking power head, Auto-Lok tube, three extension tube sections, one transfer tube section, and speed roller tail block.

Item #	Code	Description	Stock*
500-CRA	CRA	Single Case Stretcher	Y

\*Y = stock item; A = readily available by order

## Trim & Tucking

### Deluxe Carpet Trimmer

Comes with five shims for height adjustment, and visual throat adjustment from the base for all kinds of carpet. Wall runner is treated with a nonskid material, and is angled outward for minimum wall contact. Top-loading blade carrier uses #184 blades.



Item #	Code	Description	Stock*
245-CRA	CRA	Deluxe Carpet Trimmer	Y

### Stair Tool

Constructed of tough, durable alloy steel to withstand hammering. Nickel-plated blade is ground to a perfect taper and won't cut the carpet.



Item #	Code	Description	Stock*
152-CRA	CRA	4" W x 8" L Stair Tool	Y

## Tackless Tools

### Aluminum Drives

These heavy-duty fasteners are ideal for securing all types of tackless and metal mouldings to concrete, terrazzo, marble, slate or ceramic floors.



Item #	Code	Description	Stock*
783	CRA	¾" x 7/8" Flat Head Drives	Y

### White Rubber Mallet

Nonmarring rubber mallet is perfect for knocking down metal mouldings.



Item #	Code	Description	Stock*
151	CRA	20 oz. White Rubber Mallet	Y

## Seaming Rollers

### 435 Flex Axle Roller 436 Straight Axle Roller



Rollers have spiked wheels that press through the pile to seal the carpet's back into the hot melt adhesives. The pivoting axle of the Flex Roller pulls seams together, while mixing the fibers for less visible seams.

Item #	Code	Description	Stock*
435	CRA	4" Flex Axle Roller	A
436-CRA	CRA	4" Straight Axle Roller	Y

# CRAIN

## Carpet Knives & Shears

### 725 Carpet Knife

Cast aluminum knife features a rear-loading blade magazine for quick access to extra blades. Uses blades 306, 308 and 309.



### 726 Pivoting Carpet Knife

Cast aluminum knife features a thumb knob for quick opening and closing without a screwdriver. Pivots open for easy access to blade storage or replacement. Uses blades 306, 308 and 309.

Item #	Code	Description	Stock*
725	CRA	Carpet Knife	Y
726	CRA	Pivoting Carpet Knife	Y
306-CRA	CRA	5-pk. Slotted Blades - 2.25 x .75 x .015	Y
306C	CRA	100-pk. Slotted Blades - 2.25 x .75 x .015	Y
309C	CRA	100-pk. HD Square Edge Blades - 2.25 x .75 x .017	Y

### Utility Knife

Features an easy-to-grasp thumb knob for quick opening without a screwdriver. Cast of lightweight aluminum, with a knurled, anti-slip brightly polished finish.



Item #	Code	Description	Stock*
730	CRA	Utility Knife	Y

### Duckbill Napping Shears

Feature offset handles for level cutting. Flat duckbill blade won't gouge in use. Forged and polished stainless steel, with plastic-coated handles for comfort.



Item #	Code	Description	Stock*
190	CRA	6" Duckbill Napping Shears	Y

## Glue Guns

### High Temperature Industrial Glue Gun

- Delivers 7 lb. of glue per hour
- High temperature: 380°F
- 200 watts, 120 volts
- Glue stick diameter: 7/16" regular .445"
- Glue stick length: 4", 10" and 15"
- Stainless steel heater with thermostat temperature control



Item #	Code	Description	Stock*
PRO9000A	FPC	Industrial Glue Gun	Y

## Vinyl Knives

### Dexter Custom Handle & Blades

Engineered to make your work easier—just unscrew the end cap and the knife is open. Stores five blades inside.



Item #	Code	Description	Stock*
070	CRA	Custom Handle Knife w/5 Blades (#073)	Y

## Vinyl Tile Cutters

### Model "A" Tile Cutter

This cutter is factory-calibrated to ±.005", allowing precise matching of edges in pattern work, and it has a locating stop for repeat cuts at the wall.



Item #	Code	Description	Stock*
001	CRA	Model "A" Tile Cutter	Y

## Vinyl Rollers

### Round Edge Seam Roller

Resilient seam roller has a simple arm design that lets you work close to the wall. The 2" diameter polished steel roller rides on a ball bearing race.

Item #	Code	Description	Stock*
349S	CRA	Round Edge Roller	Y



### Extension Wall Roller

The raised handle allows firm control with less effort. The tri-sectional rollers total 7½" wide. Twist-lock adjustable handle telescopes from 17" to 27".


Item #	Code	Description	Stock*
333	CRA	Extension Wall Roller	Y



### "J" Roller

This hand roller is designed especially for use by plastic laminate installers. The 14" aluminum handle is designed to place the necessary pressure over the roller, with minimum effort.

Item #	Code	Description	Stock*
346-CRA	CRA	"J" Roller	Y



### Vinyl Roller

Vinyl roller has smooth surfaces and rounded corners to protect flooring materials from indentations. Each roller section "floats" independently on the axle to automatically compensate for subfloor irregularities.

Item #	Code	Description	Stock*
076	CRA	Vinyl Roller	Y





## Tear-out Tools

### Big Scraper & Blades

Features a wide, heavy-duty replaceable blade and a twist-lock, adjustable telescoping handle.



Item #	Code	Description	Handle Length			Stock*
			Min.	Max.	Weight	
375-CRA	CRA	Big Scraper	39"	59"	1 lb.	Y
376-CRA	CRA	3-pack Blades				Y

### Floor Stripper

Three-screw blade holder and a rounded-end handle grip for less fatigue and no sore palms.



Item #	Code	Description	Handle Length	Weight	Stock*
350-CRA	CRA	Floor Stripper	12"	4 lb.	Y
351	CRA	10-pack Blades			Y

### Bearcat™ Stripper Machine

The Bearcat Stripper Machine is a truly adjustable machine, made to remove today's flooring products faster and easier. The Bearcat features a patented, quieter operating, cam-driven oscillating cutting system. No belts or pulleys—the shearing blade motion is directly cam-driven through mechanical linkage to the 3/4 hp motor.



Blades sold separately

- 110 V, 10 amps
- 14" x 24" x 17"
- 85 lb.

Item #	Code	Description	Stock*
700-CRA	CRA	Bearcat Stripper Machine	Y
702D	CRA	4" x 6" Double-edge Blade - concrete	Y
704D	CRA	5" x 6" Double-edge Blade - rubber back	Y
706D-CRA	CRA	3" x 10" Double-edge Blade - multi-purpose	Y
707	CRA	3" x 16" Blade - wide carpet	Y
708-CRA	CRA	5" x 16" Blade - floor cleaner	Y

# CRAIN

## Specialty Saws



### Super Saw Kit

The powerful 13 amp motor and 6½" diameter flush-cutting blade can fully undercut the inside corner even in extremely tight areas. The blade height is adjustable from a flush cut to a maximum of 1¼" off the floor.

Item #	Code	Description	Stock*
812-CRA	CRA	4,800 RPM, 120 V Super Saw Kit	Y
821	CRA	40-Tooth Carbide-Tipped Blade	Y
822	CRA	14-Tooth Diamond Blade	Y

### Undercut Jamb Saw

Features a trapezoid-shaped, high-carbon, replaceable, 10-point saw teeth blade. Perfect for undercutting door jambs and other obstacles to eliminate tight fits.



Item #	Code	Description	Stock*
336-CRA	CRA	12" Undercut Saw	Y

## Material Handling

### Metal Skat Skates

The hard rubber casters won't scratch or mar floors. Load pads have heavy-duty vinyl covers that are replaceable.



Item No.	Code	Pad Size	Closed	Open	Capacity	Weight	Stock*
017	CRA	8" x 10"	24"	32"	1,000 lb.	20 lb.	Y

\*Y = stock item; A = readily available by order

## Utility Knives & Blades

### Classic 99® Retractable Utility Knife

- Interlocking nose to hold blade securely
- Multi-position blade slide



Item #	Code	Description	Stock*
10099	STA	Classic 99® 6" Retractable Utility Knife	Y

### Quick Change Retractable Utility Knife

- Change blade quickly without a screwdriver
- Three position retractable blade slide
- Swing-out blade storage magazine
- String cutting feature—blade does not have to be exposed



Item #	Code	Description	Stock*
10499	STA	Quick Change 6" Retractable Utility Knife	Y

### InstantChange™ Retractable Utility Knife

- Cast metal core with bi-material soft panels for a sure grip
- Blade changes with the push of a button—no tools required
- Swing-out blade storage for easy blade access
- Integrated string cutter and retractable slide



Item #	Code	Description	Stock*
10788	STA	6½" InstantChange™ Retractable Utility Knife	Y

### QuickSlide™ Retractable Utility Knife

- Durable, all-metal, die cast zinc construction
- One-handed operation with innovative sliding blade holder
- Compatible with all standard utility and hook blades
- Swivels open for "no-tools" cleaning and blade changes
- One-piece belt clip



Item #	Code	Description	Stock*
10810	STA	5¾" QuickSlide™ Retractable Utility Knife	Y


### FatMax™ Swivel- Lock® Fixed Blade Utility Knife

- Magnetic nose holds blade while it's being changed
- Thumb dial locks blade securely in place
- Swivels open for quick blade change – no tools required
- Rear blade storage for seven blades



Item #	Code	Description	Stock*
10799	STA	7" SwivelLock® Fixed Blade Utility Knife	Y

## STANLEY



Item #	Code	Description	Stock*
11325T	STA	25mm Snap-off 7-pt. Blades - 10-pk.	Y
11921	STA	2 7/16" General Purpose Utility Blades - 5-pk.	Y
11921A	STA	2 7/16" General Purpose Utility Blades - 100-pk.	Y
11937	STA	2 7/16" Drywall Utility Blades - 3-pk.	Y
11939	STA	1 7/8" Roofing Utility Blades - 5-pk.	Y
11961	STA	2 1/16" Regular Hook Blades - 5-pk.	Y
11983	STA	1 7/8" Large Hook Blades - 5-pk.	Y
11984	STA	1 7/8" Large Hook Blades - 100-pk.	Y

## LUTZ®

### Lutz® 82 Safety Nose Retractable Blade Knife



The Lutz 82 is a heavy-duty, industrial quality, retractable utility knife. The specially built zinc retractor allows for smoother operation in all three cutting positions.


Item #	Code	Description	Stock*
LUTZ82	SS	Lutz 82 Retractable Utility Knife	Y

## KEEP TRACK OF VALUABLE TOOLS

Check out our selection of tool carriers and bags on pages 95-97.



\*Y = stock item; A = readily available by order



Item #	Code	Description	Stock*
TE03-011	TEC	All-purpose .024 Utility Blade - 100-pk.	Y
TE03-012	TEC	All-purpose .024 Utility Blade - 100-pk. w/Dispenser	Y
TE03-104	TEC	.025 Deep Hook Utility Blade - 100-pk.	Y
TE05-091	TEC	Standard .009 Single Edge Blade - 100-pk.	Y
TE01-030	TEC	13-Point Snap Knife	Y
TE01-070	TEC	8-Point Snap Knife	Y



**Folding Tradesman Utility Knife**



- Secure locking mechanism
- Multi-use tool: bottle opener, screwdriver and pipe reamer
- Built-in wire stripper

Item #	Code	Description	Stock*
10771	LEN	Tradesman Utility Knife	Y

**Gold™ Retractable Utility Knife**



- Stainless steel nose
- Quick change blade
- Stores five blades

Item #	Code	Description	Stock*
20353	LEN	Gold™ Quick Change Retractable Utility Knife	Y



**Gold™ Bi-Metal Utility Blades**

- High speed steel edge with titanium coating
- Bi-metal construction allows blade to bend and flex without breaking
- Four-notch design allows blade to extend further

Item #	Code	Description	Stock*
20350	LEN	Gold™ Bi-metal Utility Blades - 5-pk.	Y

\*Y = stock item; A = readily available by order



**Saws**



**Fatmax® Saw**



- 15% thicker blade for straighter cuts and reduced binding
- SharpTooth™ technology cuts 50% faster than conventional saws
- Induction-hardened teeth stay sharp three to five times longer than standard teeth
- Nine points per inch

Item #	Code	Description	Stock*
20045	STA	15" FatMax® Hand Saw	Y



**SharpTooth™ Tool Box Saw**

- Aggressive 3-sided tooth design cuts wood 50% faster than conventional handsaws
- Induction-hardened teeth stay sharp three to five times longer than standard teeth
- Nine points per inch

Item #	Code	Description	Stock*
15085	STA	15" SharpTooth™ Hand Saw	Y



**FatMax® Jabsaw**

- The FatMax® Jabsaw's SharpTooth™ technology can cut 50% faster than traditional tooth designs
- Cuts on both push and pull strokes
- The sharpened tip easily cuts punches through drywall

Item #	Code	Description	Stock*
20556	STA	6" FatMax® Jab Saw	Y



**Cushion Grip Wallboard Saw**

- Fully hardened, tempered blade is designed to be strong and durable
- Teeth designed to cut fast and prevent clogging

Item #	Code	Description	Stock*
15556	STA	6" Wallboard Saw	Y



**Fatmax® Multi Saw**

- Includes reciprocal and hacksaw blades
- Durable tension nut quickly and easily allows blade change
- Designed for sawing in confined places

Item #	Code	Description	Stock*
20220	STA	FatMax® Multi Saw	Y



## Saws



### High Tension Hacksaw Frame

- Unique I-beam construction allows blade to tension up to 50,000 psi, resulting in fast, straight cuts
- Stores five extra blades
- Accepts any Lenox reciprocating saw blade

Item #	Code	Description	Stock*
HT50	LEN	Hacksaw Frame	Y



### PVC/ABS Saw

- Teeth cut on the pull stroke and not on the push stroke for safety
- Blade can be easily mounted on the bottom of handle for flush cutting operations
- 10 teeth per inch

Item #	Code	Size (blade & handle)	Stock*
20980	LEN	18" Blade & Handle	Y
20985	LEN	12" Blade & Handle	Y
20982	LEN	12" Replacement Blades	Y



### Tubing Cutter

- Won't walk while cutting
- Professional deburring
- Will not damage cutting wheels
- Tube diameter range: 1/8" to 1 3/8"

Item #	Code	Description	Stock*
21011TC1138	LEN	Tubing Cutter	Y

## Screwdrivers



### 7-Piece Screwdriver Set

- Cushion-grip handles
- Includes (3) cabinet-tip, (2) Phillips-tip and (2) keystone-tip styles

Item #	Code	Description	Stock*
85076	KLE	7-pc. Screwdriver Set	Y



### 10-Piece Screwdriver Set

- Slip-resistant textured grip handles
- Nickel-plated bar and heat treated, alloy steel blades

Item #	Code	Description	Stock*
60100	STA	10-pc. Screwdriver Set	Y

## Awls



### Scratch Awl

- Heat treated, alloy steel blade and machined hardwood handle
- Chrome-plated steel ferrule
- 3/16" diameter; 6 1/16" length

Item #	Code	Description	Stock*
69122	STA	Scratch Awl	Y

## Cotter Pin Pullers



### Cotter Pin Puller

- Compound bend design allows user to safely and easily extract cotter pins with either a pull or twist motion.
- Overall length: 7 1/2"

Item #	Code	Description	Stock*
64-GEN	GEN	Cotter Pin Puller	A



### 15-in-One Ratchet Screwdriver

- 1/8" slotted x #0 Phillips bit
- 1/4" slotted x 3/16" slotted bit
- 1/4" slotted x #2 Phillips bit
- 5/32" slotted x #3 Phillips bit
- #1 x #2 Phillips Bit
- T13 x T20 Torx® bit
- S1 x S2 square bit

Item #	Code	Description	Stock*
15IN1-RATCH	TIP	15-In-1 Ratchet Screwdriver	Y



### 6-in-One Screwdriver

- 1/4" slotted bit
- 3/16" slotted bit
- #1 x #2 Phillips Bit
- 3/16" nut driver

Item #	Code	Description	Stock*
6IN1-BLUE	TIP	Blue Multi-bit Screwdriver	Y
6IN1-GREEN	TIP	Green Multi-bit Screwdriver	Y

## Whetstones



### Diamond Mini-Sharp®

Item #	Code	Description	Stock*
F70FC	DMT	Diamond Mini-Sharp: Red - fine / Blue - coarse (sold separately)	Y

## Punches



### 6-Piece Punch Set

Set includes: 1/8", 3/16", 1/4", 5/16", 5/32", 1/16"

Item #	Code	Description	Stock*
16226-STA	STA	6-pc. Punch Set	Y



### Self-Centering Screw Hole Punch

- Self-centering feature ideal for hinges and catches
- Nickel plated
- 3/8" face diameter; 3 1/16" length

Item #	Code	Description	Stock*
58013	STA	Screw Hole Punch	Y



### Automatic Center Punch

- Black oxide finish inhibits rust
- All-steel 5" body with threaded, replaceable hardened steel point and shaft
- Body diameter: 1/2"

Item #	Code	Description	Stock*
79-GEN	GEN	Automatic Center Punch	A

## Nail Sets



### 3-Piece Nail Set

- Cushioned grip is slip-resistant and ribbed to absorb shock
- Fully hardened, precision-milled steel for long life



Item #	Code	Description	Stock*
58930	STA	3-pc. Nail Set	Y

## Scrapers

### 3" Wall Scraper

- Full tang blade fastened to shatter-resistant nylon handle
- Hardened, tempered and polished steel blade



Item #	Code	Description	Stock*
28139	STA	3" Wall Scraper	Y



### Razor Blade Scraper

- Blade retracts for safe storage
- Uses standard single-edge razor blades; (5) included



Item #	Code	Description	Stock*
28500	STA	Razor Blade Scraper	Y

## Putty Knives



### 2" Putty Knife

- Full tang blade fastened to shatter-resistant nylon handle
- Hardened, tempered and polished steel blade



Item #	Code	Description	Stock*
28142	STA	Putty Knife - Stiff Blade	Y
28242	STA	Putty Knife - Flexible Blade	Y

## Chisels

### Cold Chisel

- Forged from high-grade chrome vanadium
- For cutting and shaping wrought iron, cast iron, steel, brass, bronze, copper, aluminum, nuts and rivets

Item #	Code	Description	Stock*
16291-STA	STA	1" x 12" Chisel	Y
16298	STA	3-Pc. Set: 3/8", 5/8", 1/2"	Y



### FatMax® Wood Chisel Set

- Hardened, tempered, high-chrome, carbon alloy steel blade for edge retention
- Bi-material grip handle is break resistant
- Steel striking cap for use with steel-headed hammer
- Includes: 1/4", 1/2", 3/4", 1", 1 1/4", 1 1/2"

Item #	Code	Description	Stock*
16971	STA	6-pc. Wood Chisel Set	Y



### FatMax® Cold Chisel

- Forged from high-grade chrome vanadium
- Bi-material hand guard

Item #	Code	Description	Stock*
16328	STA	4" x 8 1/2" Brick Chisel	Y
16331	STA	3" x 11" Floor Chisel	Y
16332	STA	1" x 12" Cold Chisel	Y

## Joint Knives



### Flexible Joint Knife

- Full tang blade fastened to shatter-resistant nylon handle
- Hardened, tempered and polished steel blade



Item #	Code	Description	Stock*
28244	STA	4" Joint Knife	Y
28246-STA	STA	6" Joint Knife	Y

## Measuring Tapes



### Powerlock® Tape Rule

- Die cast metal case
- Secure blade lock won't creep during measurements
- Entire blade coated with Mylar® polyester film for added durability
- Tru-Zero hook doubles as a pivot for drawing circles and arcs
- Models 33516 and 33525 have Blade Armor® coating on the first 6" to maximize durability of hook end

Item #	Code	Description	Stock*
33212	STA	12' x 1/2" Tape Rule	Y
33425	STA	25' x 1" Tape Rule w/7' standout	Y
33430	STA	30' x 1" Tape Rule w/7' standout	Y
33516	STA	16' x 1" Tape Rule w/8' standout & Blade Armour®	Y
33525	STA	25' x 1" Tape Rule w/8' standout & Blade Armour®	Y
33835	STA	35' x 1" Tape Rule w/7' standout	Y



### Long Tape Rule

- High impact, high visibility ABS case
- 3/8" (10mm) wide yellow blade with polymer coating for durability
- Easy wind drum
- Easy to read markings
- End hook recoils neatly into contoured case

Item #	Code	Description	Stock*
34103	STA	50' x 3/8" Long Tape Rule	Y
34106	STA	100' x 3/8" Long Tape Rule	Y

### FatMax® Tape Rule

- Made of high-impact ABS case with rubber over mold
- Top-forward blade lock
- Blade Armor® coating on the first 6" maximizes durability of hook end
- Entire blade coated with Mylar® polyester film
- Hook grabs on side, top or bottom
- Cushion grip for comfort and slip-resistant hold



Item #	Code	Description	Stock*
33716	STA	16' x 1 1/4" FatMax Tape Rule w/11' standout	Y
33725	STA	25' x 1 1/4" FatMax Tape Rule w/11' standout	Y
33730	STA	30' x 1 1/4" FatMax Tape Rule w/11' standout	Y
33735	STA	35' x 1 1/4" FatMax Tape Rule w/11' standout	Y
33740	STA	40' x 1 1/4" FatMax Tape Rule w/11' standout	Y

### FatMax™ Long Tape

- 3-to-1 gear drive for fast rewind
- Stainless steel blade for long life
- High impact ABS case with rubber, nonslip grip
- Tru-Zero end hook for inside and outside measurements



Item #	Code	Description	Stock*
34130	STA	100' x 3/8" Long Tape Rule	Y



### 25' Tape Rule

- Molded rubber boot conforms to hand
- Easy sliding thumb lock
- Red stud mark every 16"
- Nail slot for drawing circles

Item #	Code	Description	Stock*
MQBTAPE	MQB	25' Tape Rule	Y



### Series 2000 Tape Rule

- Lightweight, high strength chrome finished case
- Easy-to-read numerals and virtually unbreakable Quad Hook®
- Removable belt clip



Item #	Code	Description	Stock*
2133D	LUF	33' Engineer's x 1" Tape Rule	Y
PS3425	LUF	25' x 1" Tape Rule	Y



\*Y = stock item; A = readily available by order



## Measuring Tapes

### Pro Series PS3000 Tape

- Ny-Clad® blade coating extends blade life
- Patented end hook lasts 10 times longer than ordinary end hooks
- Nonslip toggle lock allows complete control of power tape blade
- Rubber cushion shell protects tape from impact and improves grip
- Removable belt clip



Item #	Code	Description	Stock*
PS3048CME	LUF	26' (8m) x 1" (25mm) Metric/English Tape Rule	Y
PS3425	LUF	25' x 1" Tape Rule	Y



### Series 1000 Tape

- Lightweight, high strength, Hi-Viz® orange case
- Easy-to-read numerals and virtually unbreakable Quad Hook®
- Removable belt clip

Item #	Code	Description	Stock*
HV1035CME	LUF	16' (5m) x 3/4" (19mm) Metric/English Tape Rule	Y
HV1048CME	LUF	26' (8m) x 1" (25mm) Metric/English Tape Rule	Y
HV1048DM	LUF	25' (7.6m) Engineer's x 1" (25mm) Tape Rule	Y
HV1049CME	LUF	30' (9m) x 1" (25mm) Metric/English Tape Rule	Y
HV1312	LUF	12' x 3/4" Tape Rule	Y
HV1316	LUF	16' x 3/4" Tape Rule	Y
HV1430	LUF	30' x 1" Tape Rule	Y

## Empire®

### Power Tape

- High impact-resistant chrome or yellow ABS body
- Bold, clear numbers on bright yellow blades
- Rigid blade with protective acrylic coating and dependable slide lock



Item #	Code	Description	Stock*
612	EMP	12' x 5/8" Chrome Power Tape	Y
616-EMP	EMP	16' x 3/4" Chrome Power Tape	Y
626-EMP	EMP	25' x 1" Chrome Power Tape	Y
636-EMP	EMP	30' x 1" Chrome Power Tape	Y
6916	EMP	16' x 3/4" Yellow Power Tape	A

\*Y = stock item; A = readily available by order

## Fiberglass Tapes

## Empire®

### Open Reel Tape

- High impact-resistant ABS body
- Zero at end of hook
- Fiberglass tape will not rot, corrode or distort
- Comfortable rubber hand grip
- Yellow case tape has two-color tape—white side has inch markings, yellow side has engineering scale
- Black case tape has one-color tape with inch/metric graduation



Item #	Code	Description	Stock*
6799	EMP	100' x 1/2" Yellow Case	Y
6820	EMP	200' x 1/2" Yellow Case	Y
6830-EMP	EMP	300' x 1/2" Yellow Case	Y
6711-EMP	EMP	100' x 1/2" Black Case	Y

## Lufkin®

### Hi-Viz® Linear Tape

- Lightweight, high-impact ABS case
- Durable 1/2"/13mm wide fiberglass tape is encapsulated in flexible plastic
- Nonconductive material with easy-to-read black and red markings on yellow background
- Hi-Viz® orange case



Item #	Code	Description	Stock*
706-LUF	LUF	100' x 1/2" Hi-Viz Fiberglass Tape	Y
706D	LUF	100' x 1/2" Engineer's (10ths) Hi-Viz Fiberglass Tape	A

## Lufkin®

### Hi-Viz® Engineer's Tape

- Open 4-arm frame design protects blade and does not trap dirt in case
- Lightweight case is easy to handle and rewind
- Yellow clad fiberglass blade is impervious to moisture
- Folding end hook for true zero measurements
- Graduations: 10ths, 100ths, feet



Item #	Code	Description	Stock*
FE100D	LUF	100' x 1/2" Engineer's Hi-Viz Fiberglass Tape	Y

## Steel Tapes

### Nylon-Clad Steel Tape

- High impact-resistant ABS body with flexible, high-tempered steel blade
- Glare-proof, clear nylon coating
- Two-color tape—white side has inch markings, yellow side has engineering scale



Item #	Code	Description	Stock*
6710	EMP	100' x 1/2"	Y
6720	EMP	200' x 1/2"	Y

## Steel Tapes

# Lufkin®

### Pro-Series Nylon-Clad Steel Tape


- Super fast 3-to-1 blade retraction
- Nylon-coated yellow blade resists wear
- Hi-Viz orange case



Item #	Code	Description	Stock*
PS1806	LUF	100' x 1/2" with ft/in/8ths measurements	Y
PS1808	LUF	200' x 1/2" with ft/in/8ths measurements	Y
PS1808D	LUF	200' x 1/2" with ft/10ths/100ths measurements	Y

### Peerless Surveying Steel Tape

- Designed for engineers and surveyors who prefer a 4-arm reel
- 1/4" (6mm) wide and .016" (4mm) thick
- Long, easy-action winding handle that locks line in any position
- Open design construction aids in drying line and clearing out dirt



Item #	Code	Description	Stock*
C1276	LUF	100' x 1/4" (ft/in/8ths) Chrome Clad® Steel Tape	A
C1278	LUF	200' x 1/4" (ft/in/8ths) Chrome Clad® Steel Tape	A
C1276D	LUF	100' x 1/4" (ft/10ths/100ths) Chrome Clad® Steel Tape	A
C1278D	LUF	200' x 1/4" (ft/10ths/100ths) Chrome Clad® Steel Tape	Y
Y1278D	LUF	200' x 1/4" (ft/10ths/100ths) Yellow Clad Steel Tape	Y
Y1279D	LUF	300' x 1/4" (ft/10ths/100ths) Yellow Clad Steel Tape	Y

### Hi-Viz® Universal Lightweight Tape

- High impact Hi-Viz orange polystyrene case
- Easy wind nylon drum
- Metric-English tape measure has a two-sided end hook for use with either scale



Item #	Code	Description	Stock*
100L	LUF	100' x 3/8" Engineer's Hi-Viz Steel Tape	Y

## CST/berger

### Pro-Series Nylon-Clad Steel Tape

- Zip-Line™ 3-to-1 gear ratio for faster rewinding
- Nylon coating withstands extreme temperatures, water and chemicals
- Zero begins at end of hook



Item #	Code	Description	Stock*
8220080B	CST	200' x 1/2" with ft/in/8ths measurements	Y
8230010B	CST	300' x 1/2" with ft/10ths/100ths measurements	Y
8230080B	CST	300' x 1/2" with ft/in/8ths measurements	Y

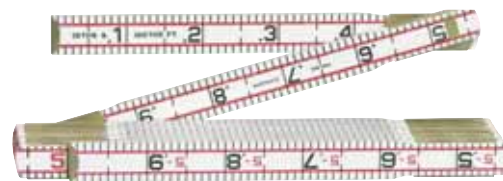
## Folding Wood Rules

### Red End® Extension

- Graduated slide rule extends up to 6"
- Slide rule runs under friction in T-slot and stops at each end to prevent slide from falling out
- Marked both sides and both edges
- Graduated to 1/16th of an inch, 16" stud centers in red, regular outside markings



Item #	Code	Description	Stock*
X46	LUF	6' x 5/8" Wood Rule has (2) 6" extension slides	A
HX46	LUF	6' x 5/8" Wood Rule w/hook; zero falls at inside of hook	Y
X48	LUF	8' x 5/8" Wood Rule	A
X46F	LUF	6' x 5/8" Wood Rule has flat, inside markings	A



### Red End® Engineer's

- Regular outside markings in feet, inches, and 1/16ths
- Decimal points on engineer's scale prevent reading errors

Item #	Code	Description	Stock*
1066D	LUF	6' x 5/8" graduated in ft, 10ths, 100ths	Y
1066DM	LUF	6 1/2' (2m) x 5/8" (16mm) graduated in mm, ft, 10ths, 100ths	Y



### Red End® Brick Mason's

- Used by bricklayers
- Graduated vertical inches to 1/16ths, both edges
- Brick Mason's scale on inside, red course counter numbered consecutively

Item #	Code	Description	Stock*
636-LUF	LUF	6' x 5/8" graduated vertical to 1/16ths, both edges	Y

### Red End® Modular Spacing

- Designed for masonry work
- All sections have square ends
- Every joint opens on even number



Item #	Code	Description	Stock*
646	LUF	6' x 5/8" graduated outside on both edges to 1/16ths	Y

## Measuring Wheels



### Professional Series Model 300


- Folds to 22¼" and extends to 40¼"
- Precision counter records up to 100,000 increments
- Precision calibrated rubber 11¼" diameter, 3' circumference wheel
- Optional carrying case with pocket and accessory stand kit available
- Primary uses: construction, fencing, landscaping, paved & dirt roads, irrigation



Item #	Code	Description	Stock*
32-300RP	ROL	Feet Measurement	Y
300M	ROL	Meters Measurement	Y

### Professional Series Model 400

- Folds to 29" and extends to 45¾"
- Precision counter records up to 100,000 increments
- Spoked steel 15½" diameter, 4' circumference wheel
- Optional carrying case with pocket
- Primary uses: heavy construction, surveying, utility installations



Item #	Code	Description	Stock*
400-ROL	ROL	Feet Measurement	Y
400M	ROL	Meters Measurement	A

### Professional Series Model 415

- Folds to 17" and extends to 45¾"
- Precision counter records up to 100,000 increments
- Steel disc 15½" diameter, 4' circumference wheel
- Optional carrying case with pocket
- Primary uses: geological sites, heavy-duty construction, engineering



Item #	Code	Description	Stock*
415-ROL	ROL	Ft/In/10ths Measurement	Y

### RT Series Model RT104

- Folds to 18" and extends to 36½"
- Counter with reset switch reads to one inch increments
- Precision molded 4" diameter, 1' circumference wheel
- Three section, aluminum telescopic handle



Item #	Code	Description	Stock*
RT104	ROL	Feet/Inches Measurement	Y

### Replacement Counter

- Works with Rolatape 300/400 Series measuring wheels



Item #	Code	Description	Stock*
Z32-60400	ROL	Replacement Counter	Y



### Digital Measuring Wheel

Easy, one-person operation—DigiRoller Plus II takes fast, digital on-site measurements.

- Measures up to 999,999.9 feet/yards/meters
- 99.9% measuring accuracy
- Large, easy-to-read digital readout/control panel
- Control panel located near handle (so you don't have to stoop over to read it)
- Display backlight (for use in darkly lit areas)
- Handy Start/Stop Mode (prevents accidental measurements)
- Built-in calculator for automatic, one-button measurement of areas and volumes
- Instant unit conversions (feet-inches, decimal-feet, inches, yards, meters, and acres)
- One-year warranty



Item #	Code	Description	Stock*
6425	CI	DigiRoller Plus II	Y

### RoadRunner® Outdoor Wheel

- 5-digit, easy-read, magnified counter (9,999 ft.) that subtracts in reverse
- Measures almost two miles without resetting
- 12½" diameter, 3' circumference wheel
- Heavy-duty, polycast wheel with clean three-spoke design
- Curved, telescoping handle adjusts to comfort level
- Measures feet and inch units
- 6-year warranty on wheels



Item #	Code	Description	Stock*
RR318N	KES	RoadRunner Wheel	Y

### Metal Professional Wheel

- Rugged ¾" tubing is tough enough to handle any terrain
- Barrel clamp locks the handle upright, releases in a second for storage
- Durable ¾" rubber wheel—11½" diameter, 3' circumference
- Sealed bearing on the wheel so dirt and debris stay out
- Folds to half its size
- Superior counter protection and placement
- Time-tested and proven counters—huge numbers; ft. units
- 6-year warranty on wheels



Item #	Code	Description	Stock*
MP301	KES	MP301 Metal Wheel	Y



# Chalk & Chalk Reels

## Chalk

Item #	Code	Description	Stock*
8B	IRW	8 oz. Blue Chalk	Y
8R-IRW	IRW	8 oz. Red Chalk	Y
8Y	IRW	8 oz. Yellow Chalk	A
8W	IRW	8 oz. White Chalk	A
8GLO	IRW	8 oz. Fluorescent Orange Chalk	Y
5B	IRW	5 lb. Blue Chalk	Y
5R	IRW	5 lb. Red Chalk	Y
5W	IRW	5 lb. White Chalk	Y
5GLO	IRW	5 lb. Fluorescent Orange Chalk	Y



## Speed-Line Chalk Reel

- Retrieves chalk line 3½ times faster than standard chalk reel
- Crank handle clutch release allows release of the line without spinning the crank handle
- Lightweight ABS impact-resistant case holds 2 oz. chalk and 100' line



64310

## Aluminum Chalk Reel

- Retractable self-locking metal handle allows reel to be used as a plumb bob
- Heavy-duty aluminum alloy case holds 2 oz. chalk and 100' line



64110

Item #	Code	Description	Stock*
64110	IRW	Aluminum Chalk Reel	Y
64310	IRW	Speed-line Chalk Reel	Y
64499	IRW	Aluminum Reel (#64110) & 4 oz. Blue Chalk	Y
64610	IRW	Twisted Cotton Replacement Line-100'	A



## Die Cast Chalk Reel

- Long-wearing felt gasket hugs line and distributes uniform chalk coating
- Can be used as plumb bob
- Heavy-duty die cast case holds 100' line



47099

## FatMax® Xtreme™ Chalk Reel with Chalk

- Rewinds 5x faster
- Heavy-duty die cast case holds 100' line
- Quick gear release prevents crank from spinning when pulling line out
- Patented ChalkView™ case allows you to see amount of chalk inside
- Premium polymer string resists breakage



47482L

Item #	Code	Description	Stock*
47099	STA	Die Cast Chalk Reel	Y
47482L	STA	FatMax Xtreme Reel & 4 oz. Blue Chalk	Y



G130



G100

## Giant® Chalk Line Reel

- ABS housing with one-piece steel crank
- Little Giant (#G100) model holds 100' thick string and 15 oz. chalk
- Giant (#G130) model holds 130' of thick string and 27 oz. of chalk

Item #	Code	Description	Stock*
G100	KES	Little Giant Chalk Reel	Y
G130	KES	Giant Chalk Reel	Y

\*Y = stock item; A = readily available by order

## Levels

### 196 Series Heavy-Duty Level

- Readable in every direction with no change in accuracy tolerance
- Strong, wide frame
- Removable, rubber end caps grip walls and do not leave marks; can be used for scribing in corners and for reading tight header and sill openings

Item #	Code	Description	Stock*
37416	STB	16" with Hand Holes	A
196-24	STB	24" with Hand Holes	Y
37432	STB	32" with Hand Holes	A
196-48	STB	48" with Hand Holes	Y
37459	STB	59" with Hand Holes	A
196-72	STB	72" with Hand Holes	Y
37478	STB	78" with Hand Holes	A
37532	STB	Jamber Set: 78" & 32" with Hand Holes	A
196-96	STB	96" no Hand Holes	Y

### Type 106T Plate Level

- Strong re-enforced frame
- Fully sealed, six-sided solid rail extension eliminates deflection and delivers the smoothest extension movement available
- Removable 1 5/8" stand-offs reach around braces
- Top plumb vial is permanently positioned at eye level
- Frame side opposite the stand-offs is a level measuring surface and straight edge

Item #	Code	Description	Stock*
35610	STB	6'-10' Plate Level	Y
35712	STB	7'-12' Plate Level	Y

### Pocket Level

- Small and easy to wear on belt
- Magnetic

Item #	Code	Description	Stock*
11995	STB	Pocket Level	Y



### 96M Series Magnetic Level

- Flush-mounted magnets let you work hands-free
- Readable in every direction with no change in accuracy tolerance
- Removable, rubber end caps grip walls and do not leave marks; can be used for scribing in corners and for reading tight header and sill openings

Item #	Code	Description	Stock*
38616	STB	16" no Hand Holes	A
96M-24	STB	24" no Hand Holes	Y
38632	STB	32" no Hand Holes	A
96M-48	STB	48" with Hand Holes	Y
96M-72	STB	72" with Hand Holes	Y
38678	STB	78" with Hand Holes	A
37478	STB	78" with Hand Holes	A
38532	STB	Jamber Set: 78" & 32" with Hand Holes	Y
38696	STB	96" Hand Holes	A

### TECH Electronic Level

- Washable electronics (IP65)
- Fast and accurate read with five mode readings
- Two screen visibility with no loss of frame strength and electronics illuminates

Item #	Code	Description	Stock*
36548	STB	48" Digital Level with Case	Y



### Carrying Case

High strength nylon outer shell and padded liner to protect level.

Item #	Code	Description	Stock*
30005	STB	24" Carrying Case	A
30010	STB	48" Carrying Case	Y
30020	STB	78" Carrying Case	A
30030	STB	96" Carrying Case	A



### e70 Series Box Level

- True Blue® vials are accurate to within .0005"/in. in all 10 level and plumb working positions
- Heavy-duty 6061 aircraft aluminum frame
- Dual molded rubber end caps for extreme shock resistance

E7048

Item #	Code	Description	Stock*
E7024	EMP	24" e70 Level	Y
E7048	EMP	48" e70 Level	Y
E7072	EMP	72" e70 Level	Y



EM819



EM8110

### Magnetic Torpedo Level

- True Blue® vials are accurate to within .0005"/in. in all 10 level and plumb working positions
- Heavy-duty aluminum frame
- Plumb, level and 45° vials
- V-grooved working edge fits on pipe
- EM819 has strong holding magnetic strip
- EM8110 has powerful rare earth magnets for 10 lbs. of holding power

Item #	Code	Description	Stock*
EM819	EMP	9" Magnetic Torpedo Level	Y
EM8110	EMP	10" Rare Earth Magnetic Torpedo Level	Y

\*Y = stock item; A = readily available by order

## Levels



58024



58124

### 580/581 Series I-Beam Level

- Top read window
- Beveled end caps protect vials
- 581 Series has magnetic edge that holds to ferrous surfaces

Item #	Code	Description	Stock*
58024	EMP	24" 580 Level	Y
58048	EMP	48" 580 Level	Y
58118	EMP	18" 581 Magnetic Level with 45° vial	Y
58124	EMP	24" 581 Magnetic Level with 45° vial	Y
58136	EMP	36" 581 Magnetic Level	Y
58148	EMP	48" 581 Magnetic Level	Y



e8024



em8124

### e80/em81 Series Heavy-Duty I-Beam Level

- True Blue® vials are accurate to within .0005"/in. in all 10 level and plumb working positions
- Super-strong, anodized aluminum I-Beam frame
- Shock-absorbing end caps
- em81 Series has full-length magnetic edge

Item #	Code	Description	Stock*
e8024	EMP	24" e80 Level with VARI-PITCH™	Y
e8048	EMP	48" e80 Level with VARI-PITCH™	Y
em8124	EMP	24" em81 Magnetic Level with 45° vial	Y
em8196	EMP	36" em81 Magnetic Level	Y

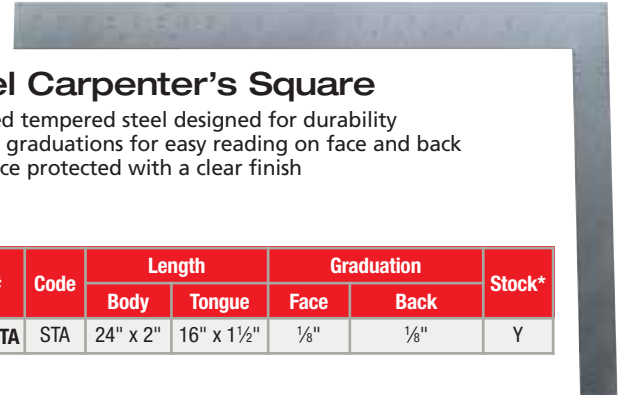
## Squares



### Premium Aluminum Rafter Square

- Black body is constructed of extra thick aircraft grade aluminum for durability and maintaining accurate square
- Deep graduations are filled with yellow paint for superior readability in all light conditions
- Surface protected to resist corrosion

Item #	Code	Length		Graduation		Stock*
		Body	Tongue	Face	Back	
45011	STA	24" x 2"	16" x 1 1/2"	1/16", 1/8"	1/16", 1/10", 1/12"	Y



### Steel Carpenter's Square

- Buffed tempered steel designed for durability
- Deep graduations for easy reading on face and back
- Surface protected with a clear finish

Item #	Code	Length		Graduation		Stock*
		Body	Tongue	Face	Back	
45500-STA	STA	24" x 2"	16" x 1 1/2"	1/8"	1/8"	Y



### Adjustable Quick Square® Layout Tool

- Exclusive movable locking arm ensures fast, accurate and repeatable measurements
- Use as a power saw guide, protractor, rafter square or combination square
- Buffed aluminum body with black graduations

Item #	Code	Base Length	Rule Length	Stock*
46050	STA	10 3/4"	6"	Y



### Quick Square® Layout Tool

- Durable aluminum construction
- Black body with yellow graduations
- Multi-purpose tool is ideal for use as a 0° to 90° protractor scale

Item #	Code	Base Length	Rule Length	Stock*
46071-STA	STA	10 1/4"	6 3/4"	Y



### Combination Square

- Durable, etched, hard chrome-plated blades are rust resistant
- Built-in scribe and easy-to-read vial
- Brass hardware with precision-machined working surfaces
- High visibility yellow, die cast handle

Item #	Code	Overall Length	Stock*
46131	STA	16" (407mm)	Y



# Squares



## "Fat Boy" Aluminum Professional Square - #1240

- 50% thicker at 3/16" thick to resist bending
- 24" x 2" body, 16" x 1 1/2" tongue
- Deep stamped numbers, rafter tables and graduations (1/8", 1/10", 1/12", 1/16")
- Aluminum construction will not rust or corrode

## Aluminum Professional Square - #1140

- 24" x 2" body, 16" x 1 1/2" tongue, 1/8" thick
- Permanently stamped numbers, rafter tables and graduations (1/8", 1/10", 1/16")
- Aluminum construction will not rust or corrode

## Steel Tradesman Square - #1110

- 24" x 2" body, 16" x 1 1/2" tongue, 1/16" thick
- Permanently stamped numbers and 1/8" graduations
- Durable, protective epoxy finish to prevent rust

Item #	Code	Description	Stock*
1240-EMP	EMP	"Fat Boy" Aluminum Square	Y
1140-EMP	EMP	Aluminum Square	Y
1110-EMP	EMP	Steel Square	Y

## Professional Drywall T-Square


- Heavy-duty 3/16" thick blade with large, bold numbers and graduations
- Anodized aluminum finish and permanently fixed joint of blade and head

Item #	Code	Description	Stock*
41848	EMP	48" Drywall T-Square	Y
41854	EMP	54" Drywall T-Square	Y

## 72" Aluminum Straight Edge

- 2" wide, heavy-duty aluminum
- Easy reading inch scale graduations

Item #	Code	Description	Stock*
4006	EMP	72" Straight Edge	Y



## 12" Combination Square

- Precision machined head and True Blue® vials ensure squareness to .001"
- 12" etched stainless steel blade with inch graduations
- Self-aligning draw bolt, hardened scriber

Item #	Code	Description	Stock*
250-EMP	EMP	12" Combination Square	Y

# Construction Calculators



## Construction Master Pro

Advanced Construction-Math Calculator for Contractors, Estimators, Architects, Engineers

Works in and converts between feet, feet-inch, fractions, decimal feet, yards, and full metric. Quick solutions for right angles, rafters, roof, framing, drywall, studs, compound miter cuts, rake-walls, stairs, weight/volume, materials conversions, circular solutions, and full dimensional conversions.



Item #	Code	Description	Stock*
4065	CI	Construction Master Pro	Y

## Ultra Measure Master

Metric Conversion Calculator for Engineers, Architects, Contractors, Scientists & Students

More than 60 standard and metric units built-in for over 400 conversion combinations. Works in and converts between feet, inches, fractions, yards, meters, centimeters and millimeters, including square and cubic formats. Conversions for linear, area, volume, height, weight to volume, linear velocity, flow rates, pressure, temperature and more.



Item #	Code	Description	Stock*
8025	CI	Ultra Measure Master	Y

## Scale Master Pro

Digital Plan Measure for Engineers, Contractors, Landscapers, Pavers, Electricians or Anyone Needing Fast, Accurate Takeoffs From Blueprints, Drawings and Maps

- 72 built-in scales, six custom scales and two built-in memories
- Displays measurement in feet-inches, metric and other dimensional units
- Convert between scales and dimensions
- Subtract and counter feature
- Calculate linear, area and volume takeoffs



Item #	Code	Description	Stock*
6025	CI	Scale Master Pro	Y

## Locking Tools

### WISE-GRIP® Locking Plier

- High-grade alloy steel for durability and hardened teeth grip any angle
- Micro adjusting screw for exacting pressure and fit
- Guarded release trigger protects from accidental release



<b>Straight Jaw</b>				
Provides maximum contact on flat, square or hex work				
Item #	Code	Size	Jaw Adjustment	Stock*
10R	IRW	10" (250 mm)	0"-1¾" (0 mm-44 mm)	Y
<b>Curved Jaw</b>				
Puts tremendous pressure on four points of any style nut or bolt head				
Item #	Code	Size	Jaw Adjustment	Stock*
10CR	IRW	10" (250 mm)	0"-17/8" (0 mm-48 mm)	Y
<b>Curved Jaw w/Wire Cutter</b>				
Item #	Code	Size	Jaw Adjustment	Stock*
5WR	IRW	5" (125 mm)	0"-11/8" (0 mm-29 mm)	Y
7WR	IRW	7" (175 mm)	0"-1½" (0 mm-38 mm)	Y
10WR	IRW	10" (250 mm)	0"-17/8" (0 mm-48 mm)	Y
<b>Long Nose</b>				
Long, straight nose provides easy access in narrow, hard-to-reach places				
Item #	Code	Size	Jaw Adjustment	Stock*
6LN	IRW	6" (50 mm)	0"-2" (0 mm-51 mm)	Y
9LN	IRW	9" (225 mm)	0"-2¾" (0 mm-70 mm)	Y

### WISE-GRIP® Locking Specialty Tools

- High-grade, heat-treated alloy steel for durability
- Turn screw to adjust pressure and fit work
- Classic release trigger provides maximum locking force



\*Y = stock item; A = readily available by order



### WISE-GRIP® Locking C-Clamp

- High-grade, heat-treated alloy steel for durability
- Turn screw to adjust pressure and fit work
- Classic release trigger provides maximum locking force

<b>C-Clamp w/Regular Tips</b>					
Wide-opening jaws provide greater versatility in clamping a variety of shapes					
Item #	Code	Size	Jaw Adjustment	Throat Depth	Stock*
11R	IRW	11" (275 mm)	0"-4" (0 mm-100 mm)	25/8" (67 mm)	Y
6R	IRW	6" (150 mm)	0"-2" (0 mm-50 mm)	1½" (38 mm)	Y
<b>C-Clamps w/Swivel Pads</b>					
Swivel pads hold tapered work, awkward fabricating jobs, and delicate projects without damaging the work surface					
Item #	Code	Size	Jaw Adjustment	Throat Depth	Stock*
24SP	IRW	24" (605 mm)	0"-10" (0 mm-254 mm)	15½" (394 mm)	A
18SP	IRW	18" (455 mm)	0"-8" (0 mm-200 mm)	9½" (241 mm)	A
11SP	IRW	11" (275 mm)	0"-37/8" (0 mm-98 mm)	25/8" (67 mm)	Y
6SP	IRW	6" (150 mm)	0"-21/8" (0 mm-54 mm)	1½" (38 mm)	Y
4SP	IRW	4" (100 mm)	0"-15/8" (0 mm-41 mm)	1¼" (32 mm)	Y

<b>Sheet Metal Tool</b>						
Makes bending, forming and crimping sheet metal jobs easier						
Item #	Code	Size	Jaw Adjustment	Jaw Depth	Jaw Width	Stock*
8R-VIS	IRW	8" (200 mm)	0"-1½" (13 mm)	1¾" (44 mm)	31/8" (78 mm)	Y
<b>Welding Clamp</b>						
U-shaped jaw provides enhanced visibility and more working space						
Item #	Code	Size	Jaw Adjustment	Jaw Depth	Jaw Width	Stock*
9R	IRW	9" (225 mm)	2¾" (70 mm)	2½" (64 mm)	2¾" (70 mm)	Y
<b>Chain Clamp</b>						
Chain holds and locks around any shape or size						
Item #	Code	Size	Jaw Adjustment	Jaw Depth	Jaw Width	Stock*
20R	IRW	9" (225 mm)	18" chain (455 mm)	—	—	A

## Clamping Tools



### Quick-Grip® One-Handed Bar Clamp/Spreader

- Patented pistol grip design enhances comfort and ease of use
- One-handed Quick-Release trigger allows for fast and easy positioning
- Quick-Change jaw provides multi-positioning flexibility, converts quickly and easily to a spreader
- High-tech resin construction provides strength and durability



Item #	Code	Clamping Capacity	Spreading Capacity	Throat Depth	Stock*
506QC	IRW	6"	7½"–14⅝"	3¼"	Y
512QC	IRW	12"	7½"–20⅝"	3¼"	Y
524QC	IRW	24"	7½"–32⅝"	3¼"	Y
546	IRW	6"	—	2⅞"	A

### Quick-Grip® C-Clamp



- Double-rolled thread provides greater clamping pressure and increased durability
- Larger swivel pad reduces marring and increases stability
- Larger handle for greater clamping pressure

Item #	Code	Clamping Capacity	Throat Depth	Stock*
225102	IRW	2"	1⅝"	A
225104	IRW	4"	3"	Y
225106	IRW	6"	3½"	Y
225108	IRW	8"	4"	Y



### Iron "C" Clamp

- Made from high strength ductile iron castings
- Sliding pin (vise type) handle, single acme thread rolled spindle and oscillating ball and socket tip



Item #	Code	Open Capacity	Throat Depth	Screw Diameter	Test Load	Stock*
540A-212	WIL	2½"	1¾"	½"	1,100 lbs.	Y
540A-4	WIL	4"	2⅞"	⅝"	2,150 lbs.	Y
540A-6	WIL	6"	2¾"	⅝"	2,450 lbs.	Y
540A-8	WIL	8"	3¼"	¾"	2,750 lbs.	A

### Shop Vise



- Heavy-duty 30,000 psi casting
- Replaceable top jaws and built-in pipe jaws
- 360° swivel base with double lockdown for quick and easy positioning

Item #	Code	Jaw Opening	Throat Depth	Stock*
WS4	WIL	4"	2¾"	A
WS6-WIL	WIL	6"	3½"	Y
WS8	WIL	8"	4"	Y

## Pliers



### High Leverage, Diagonal-Cutting Plier—2000 Series

High-leverage design rivet is closer to the cutting edge for 36% greater cutting power than other plier designs. Cuts ACSR, screws, nails and most hardened wire.

Item #	Code	Description	Stock*
D2000-28	KLE	8" Diagonal Cutter	Y



### Ironworker's Rebar Plier

Twists and cuts soft annealed rebar wire.

Item #	Code	Description	Stock*
D2017CST	KLE	9" Rebar Plier	Y



### Midget, Diagonal-Cutting Plier

Pointed nose for precise tip cutting and trimming.

Item #	Code	Description	Stock*
D209-4C	KLE	4" Diagonal Cutter	Y



### Ironworker's Rebar Plier—2000 Series

Twists and cuts soft annealed rebar wire. Also cuts ACSR, screws, nails and most hardened wire.

Item #	Code	Description	Stock*
D20007CST	KLE	9" Rebar Plier	Y



### High Leverage, Ironworker's Rebar Plier

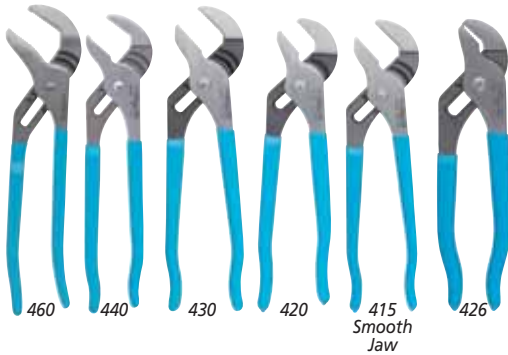
High-leverage design rivet is closer to the cutting edge for 46% greater cutting and gripping power than other plier designs. Twists and cuts soft annealed rebar wire.

Item #	Code	Description	Stock*
D213-9ST	KLE	9" Rebar Plier	Y



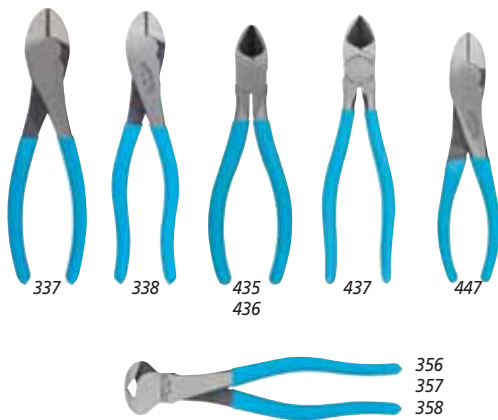
## Pliers

### Tongue and Groove Plier



Item #	Code	Length	Adj.	Capacity	Stock*
460-CL	CL	16" (400mm)	8	4 1/4" (108mm)	Y
440-CL	CL	12 (300mm)	7	2 1/4" (57 mm)	Y
430-CL	CL	10" (250 mm)	7	2" (51 mm)	Y
420-CL	CL	9 1/2" (240 mm)	5	1 1/2" (38 mm)	Y
415	CL	10" (250 mm)	7	2" (51 mm)	A
426-CL	CL	6 1/2" (165 mm)	5	7/8" (22 mm)	A

### Cutting Plier




Item #	Code	Description	Length	Stock*
337-CL	CL	Lap Joint	7" (175mm)	Y
338-CL	CL	Lap Joint	8" (200mm)	Y
435	CL	Box Joint	5" (125 mm)	A
436	CL	Box Joint	6" (150 mm)	A
437	CL	Box Joint	7" (175 mm)	A
447-CL	CL	Curved Diagonal Box Joint	7 3/4" (195 mm)	Y
356	CL	End Cutter	6" (150 mm)	A
357-CL	CL	End Cutter	7" (175 mm)	Y
358-CL	CL	End Cutter	8" (200mm)	Y

### Slip Joint Plier



Item #	Code	Description	Length	Stock*
516	CL	Thin Nose, Wire Cutting Shear	6" (155mm)	A
526-CL	CL	Wire Cutting Shear	6" (155mm)	Y
546-CL	CL	Heavy Duty Wire Cutting Shear	6" (155mm)	Y
548-CL	CL	Heavy Duty Wire Cutting Shear	8" (200 mm)	Y
558-CL	CL	Slip Joint Plier	8" (200 mm)	Y

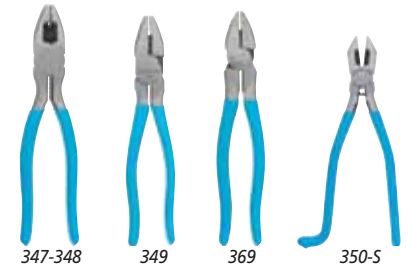
### Specialty Plier



Item #	Code	Length	Adj.	Capacity	Stock*
GL-10	CL	9 1/2" (400mm)	5	1 1/4" (32mm)	A
414	CL	14" (350mm)	6	2" (51 mm)	A
748	CL	8" (200 mm)	—	—	A
909-CL	CL	9 1/2" (240 mm)	—	—	Y


## CHANNEL LOCK

### Linemen's Plier



Item #	Code	Description	Length	Stock*
347	CL	Rounded Nose	7" (175mm)	A
348-CL	CL	Rounded Nose	8 1/2" (215mm)	Y
349	CL	Wiremaster™ (high leverage plier)	9" (225 mm)	A
369-CL	CL	High Leverage/Rounded Nose	9" (225 mm)	Y
350S-CL	CL	Ironworkers Plier Coiled Spring	9" (225 mm)	Y

### Long Nose Plier



Item #	Code	Description	Length	Stock*
317-CL	CL	With Side Cutter	7 1/2" (190mm)	Y
318	CL	With Side Cutter	8 3/8" (212mm)	A
326-CL	CL	With Side Cutter	6" (150 mm)	Y
386-CL	CL	Without Side Cutter	5 1/2" (140 mm)	Y

\*Y = stock item; A = readily available by order

## Snips

### Metalmaster® Compound Action Snip

- Nonslip serrated jaws are made of wear-resistant molybdenum steel
- Maximum cutting capacity: 18 gauge low carbon steel
- Self-opening action for effortless feed and protective safety latch



Item #	Code	Grip color	Length	Blade Length	Direction of Cut	Stock*
M1R	WIS	Red	9¾"	1⅝"	Left cut: cuts left from tight curves to straight	Y
M2R	WIS	Green	9¾"	1⅝"	Right cut: cuts right from tight curves to straight	Y

### Metalmaster® Compound Action Snip

- Nonslip serrated jaws are made of wear-resistant molybdenum steel
- Maximum cutting capacity: 18 gauge low carbon steel
- Self-opening action for effortless feed and protective safety latch



Item #	Code	Grip color	Length	Blade Length	Direction of Cut	Stock*
M3R	WIS	Yellow	9¾"	1½"	Cuts straight, left or right in light stock	Y

### Straight Pattern

- Cuts straight and wide curves (when trimming light gauge stock)
- For plumbing, heating, air conditioning and roofing trades and as a handyman's tool
- Rust-resistant blades of finest quality steel, hot drop-forged for sharp edge and long life



Item #	Code	Length	Blade Length	Maximum Cutting Capacity	Stock*
A9N	WIS	10½"	3"	20-Gauge Steel	Y
A12	WIS	8¼"	2"	23-Gauge Steel	A

### Metalmaster® Offset Snip

- Offset blades keep hands clear of metal
- Maximum cutting capacity: 18 gauge low carbon steel
- Withstands strain of cutting heavy stock and tight curves
- Spring-action for fast, effortless feed
- Handle of high tensile strength alloy steel exceeds hand power limit
- Nonslip, textured grips and safety latch for superior control



Item #	Code	Grip color	Length	Blade Length	Direction of Cut	Stock*
M6R	WIS	Red	9¼"	1¼"	Cuts left and straight	Y
M7R	WIS	Green	9¼"	1¼"	Cuts right and straight	Y

### Carpet, Upholstery and Fabric Shear

- One blade is ground to knife-edge for faster, cleaner, easier cutting of synthetic fibers
- Hot, drop-forged polished blades
- Patented SET-EASY® pivot adjustment



Item #	Code	Length	Blade Length	Stock*
1225-WIS	WIS	10⅝"	5"	Y
1226	WIS	12½"	6"	A

## Hand Operated Cutters

H.K.Porter®

### Rebar Cutter and Bender

- Steel construction
- Cuts and bends to 90° or 180°
- Shear-cut blades
- Mounts easily on most flat surfaces



Item #	Code	Approx. Weight	Length	Maximum Capacity	Replacement Jaws Item #	Stock*
0590RBJ	HKP	31 lb.	52"	5/8"	0513RBJ	Y

### Industrial Grade Center Cut Cutter

- General plant maintenance tool
- Drop-forged, precision-ground alloy steel jaws with center-cut blades
- Toggle joints turn 50 lb. hand pressure to 4,000 lb. cutting pressure
- Steel handles with rubber grips



Item #	Code	Length	Soft and Medium Hard Materials (up to Brinell 300, Rockwell C31)	Hard Materials (up to Brinell 455, Rockwell C48)	Stock*
1490MC	HKP	14"	5/16"	3/16"	A
0090MC	HKP	18"	3/8"	1/4"	Y
0190MC	HKP	24"	7/16"	5/16"	Y
0290MC	HKP	30"	1/2"	3/8"	Y
0390MC	HKP	36"	9/16"	7/16"	Y
0590MC	HKP	42"	11/16"	1/2"	A

### General Purpose Center Cut Bolt Cutter

- Drop-forged jaws with center-cut blades
- Blades heat-treated for wear resistance and long cutting life
- Toggle joints turn 50 lb. hand pressure to 4,000 lb. cutting pressure
- Precision cast, 1-piece, aluminum alloy handles with rubber grips



Item #	Code	Length	Soft Materials (up to Brinell 200, Rockwell C15)	Hard Materials (up to Brinell 300, Rockwell C31)	Stock*
1490AC	HKP	14"	5/16"	1/4"	A

### Steel Strap Cutter

- Cuts steel strap up to 3/4" wide
- Lower jaw slides under the tightest strapping or staple
- Workhead has black oxide, rust-resistant finish
- Spring action handles with Plastisol® grips open jaws automatically before and after each cut



Item #	Code	Length	Flat Steel Strap	Round Steel Tie Wire	Stock*
0990T	HKP	9"	3/4" x .035	.080"	A

## Wrenches

### Pipe Wrench

The most popular pipe wrench style. Parts are interchangeable with all major brands. High-tensile ductile iron handle and hardened tool steel parts are designed to withstand the heaviest demands. Offset wrenches provide longer swing in hard-to-reach places.

Straight				
Pipe Capacity				
Item #	Code	Inches/Nom.	Actual ø mm	Stock*
RW6	REE	1/8 - 3/4	10 - 27	A
RW8	REE	1/8 - 1	10 - 33	A
RW10	REE	1/8 - 1 1/2	10 - 48	A
RW12	REE	1/8 - 2	10 - 60	A
RW14	REE	1/4 - 2	14 - 63	Y
RW18	REE	1/4 - 2 1/2	14 - 75	Y
RW24	REE	1/4 - 3	14 - 90	Y
RW36	REE	1/4 - 5	14 - 141	A
RW48	REE	1 1/2 - 6	48 - 168	A
Offset				
RW014	REE	1/4 - 2	14 - 63	A
RW018	REE	1/4 - 2 1/2	14 - 75	A
RW024	REE	1/4 - 3	14 - 90	A



### Aluminum Pipe Wrench

Light and strong. Titanium-aluminum alloy handle, heat-treated for maximum strength. These wrenches exceed U.S. Government specifications for ductile iron wrenches, but weigh about half as much.

Straight				
Pipe Capacity				
Item #	Code	Inches/Nom.	Actual ø mm	Stock*
ARW10	REE	1/8 - 1 1/2	10 - 48	A
ARW14	REE	1/4 - 2	14 - 63	A
ARW18	REE	1/4 - 2 1/2	14 - 75	Y
ARW24	REE	1/4 - 3	14 - 90	A
ARW36	REE	1/4 - 5	14 - 141	Y
ARW48	REE	1 1/2 - 6	48 - 168	A



### Manhole Hook

Hooks are forged of 5/8" hex high carbon steel. Handle fits large hand. 30" hook has rotated handle and rocker head to more easily enter notch in stubborn covers. Points are 1/2" wide for cover openings.

Item #	Code	Length	Handle to Hook Relationship	Stock*
MH26	REE	26" (650mm)	Same plane	Y



### Deburring Tool

Hardened steel deburrs aluminum, copper and steel tubing. Plastic body stores two spare blades.

Item #	Code	Nominal Pipe Capacity	Stock*
DEB3	REE	Unlimited	Y



**RIDGID**

### Power Threading

- A hand-held, powerful, portable drive
- Features a reversible 115 V or 220 V Universal motor
- Capacity: 1/8"-1 1/4" (3 mm-32 mm) pipe
- Ideal for on-site applications such as gas line pipe installation
- Weight: 12 1/2 lb.

Item #	Code	Description	Stock*
600	RID	600 Power Drive	A



### Adjustable Head Construction Wrench

Eliminates the need for carrying several fixed-size wrenches. Drop-forged from select alloy steel with continuous-taper handle.

Item #	Code	Length	Max. Size Capacity	Stock*
3239	KLE	15"	1 1/2"	Y



### 1/2" Drive Ratcheting Construction Wrench

Accepts 1/2" square-drive hex socket. Reversible ratchet. Drop-forged from select alloy steel with continuous-taper handle for aligning bolt holes.

Item #	Code	Overall Length	Stock*
3238	KLE	15"	Y



### Erection Wrench

Extra heavy-duty head area gives maximum strength and durability. Wrench handle features an extra-deep offset to provide additional hand clearance without sacrificing tightening power.

Item #	Code	Bolt Size	Nominal Opening	Length	Stock*
3211	KLE	5/8"	1 1/16"	14 3/4"	A
3212	KLE	3/4"	1 1/4"	16 1/2"	Y
3213	KLE	7/8"	1 7/16"	17 1/4"	Y
3214	KLE	1"	1 5/8"	17 1/16"	A

Utica 315-724-7119

Watertown 315-788-2612

Syracuse 315-671-4400



## Construction Tools

### Broad-Head Bull Pin

A drop-forged, heat-treated bull pin that increases efficiency by providing a larger striking surface.



Item #	Code	Top Diameter	Point Diameter	Length	Stock*
3255	KLE	1 1/4"	5/16"	13"	Y
3256	KLE	1 1/16"	1/4"	10"	Y

### Hexagonal Bar



Item #	Code	Hex Diameter	Length	Stock*
3243	KLE	7/8"	36"	Y

### Standard Bull Pin

Machined from forge-quality alloy steel. Available in all of the most popular sizes. Heat-treated. Black finish.



Item #	Code	Top Diameter	Point Diameter	Length	Stock*
3251	KLE	1 1/16"	3/16"	15"	A

### Barrel-Type Drift Pin

Machined from forge-quality alloy steel. Tapers are uniform and blend into body diameter. Tough, drop-forged steel will properly end-pein in use. Heat-treated. Black finish.




Item #	Code	Top Diameter	Point Diameter	Length	Stock*
3263	KLE	1 1/16"	9/16"	8"	Y
3261-KLE	KLE	1 3/16"	7/16"	8"	Y



### Magnetic Floor Sweeper

Powerful ceramic magnets (24" model picks up 7.5 lb. of 8-penny nails – approx. 680 pcs. – from 2" height) are encased in a durable aluminum housing, which can be cleared of collected debris with work gloves or a heavy shop towel. Sweepers are easy to operate over most terrain—even in water.

- Sturdy one-piece handle attaches easily
- Durable rubber wheels
- 36" model has attached eye bolts for conversion to a hang-type sweeper



MFSM24

Item #	Code	Magnetic Surface Area	Sweeping Width	Overall Width	Stock*
MFSM24	MAG	120" sq. in.	24"	28 1/2"	Y
MFSM36	MAG	180" sq. in.	36"	40 1/2"	Y

## Bars

### Offset Pattern Ripping Chisel

- Extra wide claw and beveled nail slot
- 17" overall length; 1 1/16" cutting edge



Item #	Code	Description	Stock*
55818	STA	Ripping Chisel	Y



### Board Bender

- Straightens decking and joists with ease and frees both hands for nailing
- Extra heavy-duty, 5/8" high-carbon steel bar



Item #	Code	Description	Stock*
93310	STA	Board Bender Deck Tool	Y



### Grizzly™ Pry Bar

- Heavy, strong multi-purpose tool with 3" width forged and hardened alloy blade
- Use for stripping, prying and nail pulling



Item #	Code	Description	Stock*
64306	KLE	55 1/2" Grizzly Bar	Y

## Staplers



### R34 Ergonomic

Suitable for fastening plastic film, insulation material and carpets, etc. to all kinds of wood. Adjustable impact force. (Uses Arrow T50 Series staples.)



### R11 Ergonomic

Easy-to-use hammer tacker for stapling fitted carpets, insulation material, roof paper, etc.



Item #	Code	Description	Stock*
R11	RAP	Hammer Tacker	Y
R34	RAP	Stapler Tacker	Y

\*Y = stock item; A = readily available by order

## Siding Tools

### The Beast™ Shingle Remover

#### Adjustable Head

- Three position head makes this BEAST ideal for handling any roof pitch
- Choice of 48" or 58" tool length
- Heavy-duty, but lighter weight fiberglass handle for exceptional balance and control



Item #	Code	Description	Stock*
SB48A	MAL	48" Remover	A
SB58A	MAL	58" Remover	Y

### SideSwiper® II

SideSwiper II combines the comfort and added leverage of an easy-to-grasp straight handle with the smooth unlocking motion of a burr-free hook.



Item #	Code	Description	Stock*
SRT2	MAL	Vinyl Siding Remover Tool	Y

### Snap Lock Punch

For Vinyl & Aluminum Siding, Mobile Home Skirting

Snap lock plastic skirting and siding to finishing trim. Punch raises a high projection to compensate for natural relaxation of vinyl plastic.



Item #	Code	Description	Stock*
SL5	MAL	Snap Lock Punch	Y

### Channel Shear

Compound leverage shear cuts through 20-gauge metal studs and runner faster, easier and more economically than any other tool on the market.




Item #	Code	Description	Stock*
SRC24A	MAL	Channel Shear	A

### TurboShear and TurboShear Heavy Duty™

These rugged, but inexpensive, shears cut straight and to the left and make fast cuts in material thickness up to 18-gauge galvanized steel for the TurboShear Heavy Duty and 20-gauge galvanized steel for the TurboShear. Cutting applications include both ferrous and nonferrous sheet metals, metal roofing/building panels, vinyl, steel mesh, duct work, even the thick metal of furnace jackets, equipment enclosures, or automotive body panels.

The TurboShear Heavy Duty has a telescoping clamp that adjusts to fit both length and width of popular drill sizes, including the compact motor housings of lithium-ion battery powered units.



Item #	Code	Description	Stock*
TSHD	MAL	TurboShear Heavy Duty	Y
TS1	MAL	TurboShear	Y

### Trim Nail Punch and Trim Nail Punch with Clip

Drive trim nails into soffit, fascia, and other finishing trim without denting or marring material. All steel nose and aluminum tail piece directs weight of this punch to the working end when grasping or starting a nail.



Item #	Code	Description	Stock*
TNP2S	MAL	Trim Nail Punch	A
TNP2R	MAL	Trim Nail Punch with Clip	A

### Five Blade Downspout Crimper

Produces a double crimp that downsizes without deforming downspout; walls stay square for a tight fitting, leakproof connection.



Item #	Code	Description	Stock*
C4-MAL	MAL	Downspout Crimper	A

### Hand Seamer

#### Hand Seamer with Die Cast Zinc Jaws

Big 9" jaws with 2" bending depth. Ideal for making clean and accurate angle bends for aluminum roof flashing, coil stock or fascia.



#### Hand Seamers with Forged Steel Jaws

Precise vee-notched depth graduations on jaws are in 1/4" increments. Jaws are drop-forged, high impact steel.

#### 3" Hand Seamer

3 1/4" jaws with 1 1/4" jaw depth.



#### 3" Offset Hand Seamer

3 1/4" jaws with 1 1/4" jaw depth. Works overhead or in confined areas



#### 6" Hand Seamer

6" jaws with 1 1/4" jaw depth. Produces uniform, accurate bends in sheet steel and nonferrous metals with greater control and efficiency. Wider jaws also minimize buckling and bowing of metal.



Item #	Code	Description	Stock*
S9	MAL	9" Hand Seamer	A
S2	MAL	3" Hand Seamer	Y
S3-MAL	MAL	3" Offset Hand Seamer	Y
S6-MAL	MAL	6" Hand Seamer	Y

# Hammers



Estwing hammers have a nylon-vinyl grip for shock reduction and durability. The head and handles are forged in one piece.



**Framing**

Item #	Code	Face	Head Weight	Length	Stock*
E3-20SM	EST	Milled	20 oz.	13½"	A
E3-22SMR	EST	Milled	22 oz.	13½"	A
E3-22SR	EST	Smooth	22 oz.	16"	A
E322SM	EST	Milled	22 oz.	16"	Y
E322S	EST	Smooth	22 oz.	16"	Y
E324S	EST	Smooth	24 oz.	16"	Y
E3-28SM	EST	Milled	28 oz.	16"	A
E328S	EST	Smooth	28 oz.	16"	Y



**Rip**

Item #	Code	Face	Head Weight	Length	Stock*
E316S	EST	Smooth	16 oz.	13"	Y
E320S	EST	Smooth	20 oz.	13½"	Y



**Bricklayer or Mason's**

Item #	Code	Face	Head Weight	Length	Stock*
E320BLC	EST	Smooth	20 oz.	11"	Y
E324BL	EST	Smooth	24 oz.	11"	Y



**Ball Peen**

Item #	Code	Head Weight	Length	Stock*
E3-8BP	EST	8 oz.	11"	A
E3-12BP	EST	12 oz..	11"	A
E3-16BP	EST	16 oz.	13"	A
E324BP	EST	24 oz.	13½"	Y



**Drilling**

Item #	Code	Head Weight	Length	Stock*
B32LB	EST	2 lb.	10½"	Y
B33LB	EST	3 lb.	11"	Y
B34LB	EST	4 lb.	11½"	Y



**STANLEY**

**Graphite Ball Pein Wood Hammer**

- High carbon steel forged head, hardened and tempered
- Rim-tempered face minimizes chipping, assures greater safety
- Hickory handle
- Polished face and pein

Item #	Code	Weight	Length	Stock*
54008	STA	8 oz.	12¼"	Y

## Hand Roller

- 14" O.D. x 15" long drum with beveled edges
- Drum is ball bearing mounted on a 1" cold-rolled steel shaft
- 1" diameter steel handle counter-weighted to automatically return to an upright position
- Handle mounted on one side only to allow rolling close to a building or obstacle
- 165 lb.



Item #	Code	Description	Stock*
HR180A	LUT	Hand Roller	Y

## Lutes



### MILLER All Aluminum Landscape Rake

- 2½" long tines
- Handle is 84" long and 1" diameter anodized aluminum, reinforced at all stress points with hardwood dowels

Item #	Code	Description	Stock*
RAKE36	LUT	36" blade	Y
RAKE42	LUT	42" blade	A



### MILLER All Aluminum Asphalt Lute

- Handle is 84" long and 1" diameter anodized aluminum and is reinforced at all stress points with hardwood dowels
- Two L-9 aluminum tubular blade supports

Item #	Code	Description	Stock*
LUTE30	LUT	30" blade-serrated one edge	Y
LUTE36	LUT	36" Blade-serrated one edge	Y
PA84-30	LUT	30" Blade-two plain edges	Y



### All Aluminum Lute

With brace & hook, 60" aluminum handle.



Item #	Code	Description	Stock*
RED700156	CLE	Aluminum Pull Crete	Y

\*Y = stock item; A = readily available by order





## Shovels, Spades & Scoops



**Step Type:**  
 NS = No Step  
 FTS = Forward Turned Step  
 RS = Rolled Step

### Round Point Digging Shovel

Item #	Code	Description	Stock*
45520	UFH	Open back. #2 size. 9½" x 12" industrial gauge blade. FTS. 2 rivet. 11" tab socket. 48" ash handle.	Y
45519	UFH	Open back. #2 size. 9½" x 12" industrial gauge blade. RS. 2 rivet. 11" tab socket. 48" ash handle.	A
43201	UFH	Open back. #2 size. 9½" x 12" industrial gauge blade. RS. 2 rivet. 11" tab socket. 30" ash handle w/steel and wood D-grip.	Y
45106	UFH	Open back. #2 size. 9" x 11½" heavy-duty blade w/Dura-Torque® crimp collar. FTS. 9" socket. 48" ash handle.	A
43516	UFH	Open back. #2 size. 9" x 11½" heavy-duty blade w/Dura-Torque® crimp collar. FTS. 28" ash handle w/steel and wood D-grip.	A
40191	UFH	Open back. #2 size. 9¼" x 11½" utility blade. RS. 9" socket. 48" ash handle.	Y
43106	UFH	Open back. #2 size. 9¼" x 11½" utility blade. RS. 9" socket. 28" ash handle w/poly D-grip.	Y
SFGLR	JAC	Open back. #2 size. 9" x 5¼" utility blade. 48" fiberglass handle.	Y



### Square Point Transfer Shovel

Item #	Code	Description	Stock*
44101	UFH	Open back. #2 size. 9½" x 12" industrial gauge blade. RS. 2 rivet. 11" socket. 48" ash handle.	Y
42101	UFH	Open back. #2 size. 9½" x 12" industrial gauge blade. RS. 2 rivet. 11" socket. 30" ash handle 2/steel and wood D-grip.	Y
44106	UFH	Open back. #2 size. 9¼" x 11½" utility blade w/Dura-Torque® crimp collar. FTS. 9" socket. 48" ash handle.	Y
42523	UFH	Open back. #2 size. 9¼" x 11½" utility blade w/Dura-Torque® crimp collar. FTS. 9" socket. 28" ash handle w/steel and wood D-grip.	Y
40184	UFH	Open back. #2 size. 9¼" x 11½" utility blade. RS. 9" socket. 48" ash handle.	Y
42106-UFH	UFH	Open back. #2 size. 9¼" x 11½" utility blade. RS. 9" socket. 28" ash handle w/poly D-grip.	Y
SFGLS	JAC	Open back. #2 size. 9½" x 4" utility blade. 48" fiberglass handle.	Y

## Shovels, Spades & Scoops

### General Purpose Transfer Shovel



Item #	Code	Description	Stock*
79805	UFH	#2 size. 11½" x 14½" steel blade. 46" ash handle.	Y



### Aluminum Scoop

Item #	Code	Description	Stock*
53123	UFH	#14 Size. 15¼" x 19¾" Western blade, .101" thick. 40" ash handle w/steel and wood D-grip.	Y
53127	UFH	#10 Size. 14½" x 17¾" Western blade, .101" thick. 48" ash handle.	Y
53134	UFH	#12 Size. 14¾" x 18¾" Western blade, .0077" thick. 29" ash handle w/steel and wood D-grip.	Y

### Poly Scoop



Item #	Code	Quality Level	Description	Stock*
79770	UFH	UN	ABS grain/snow. 14¾" x 18¾" blade. 29" ash handle w/poly D-Grip.	Y

## UnionTools RAZOR-BACK



### Roofing Spade

Item #	Code	Description	Stock*
46141	UFH	Notched edge. 7¾" x 12" notched blade for removing shingles. TS. 9" socket. Welded fulcrum for leverage. 48" ash handle.	Y



### Drain Spade

Item #	Code	Description	Stock*
47103	UFH	16" Closed back. 4¾" x 16" drain spade. FTS. 9" socket. 29" ash handle w/steel and wood D-grip.	Y
47108-UFH	UFH	16" Open back. 4¾" x 16" drain spade. FTS. 9" socket. 27" ash handle w/poly D-grip.	Y

### Garant Snow Shovel

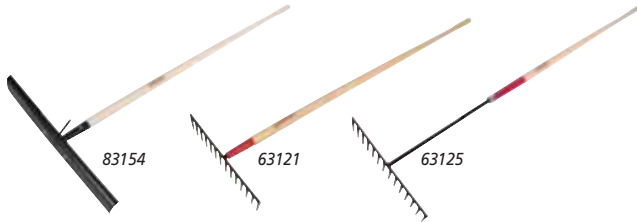


Item #	Code	Description	Stock*
GIPM18KD	UFH	18" Snow shovel. Polypropylene blade with ash handle.	Y
GIPP26KD	UFH	26" Snow pusher. Polypropylene blade with ash handle.	Y

\*Y = stock item; A = readily available by order

## Rakes, Hoes & Post Hole Digger

**UnionTools** RAZOR-BACK



### Concrete and Asphalt Rake

Item #	Code	Description	Stock*
83154	UFH	Concrete rake w/rebar hook. 20" x 4" blade. Steel socket nailed to handle. 60" handle.	Y
63121	UFH	Forged road/stone. 14 extra heavy, straight teeth. 15½" x 4" one piece forged head. Steel ferrule. 66" ash handle.	Y
63125	UFH	Asphalt/tar. 14 teeth. 16" x 4" forged head nailed to handle. 8" steel tube with cap. 60" handle.	Y



### Leaf Rake

Item #	Code	Description	Stock*
64461	UFH	24" Poly-steel leaf rake, cushion grip handle. 22 galvanized steel tines. 48" wood handle w/Dura-Lock™ connector.	A
64171	UFH	30" Poly leaf rake, cushion grip handle. 30 reinforced tines. 48" threaded wood handle w/cushion grip.	Y
64582	UFH	24" Steel bolt-thru leaf rake. 24 continuous steel tines. Heavy coil steel spring brace. 54" wood handle.	A
64430	UFH	22" Steel leaf rake. 22 continuous steel tines. Heavy coil steel spring brace. 48" tap-in wood handle.	Y
64180	UFH	30" Poly leaf rake. 48" fiberglass handle.	Y



### Bow Head & Level Head Rake

Item #	Code	Description	Stock*
63141	UFH	Forged bow. 15 teeth. Extra thick end teeth. 16" x 3¼" one piece forged head. Steel ferrule. 60" ash handle.	Y
63107-UFH	UFH	Welded bow. 14 teeth. 13¼" x 2¾" welded head. Steel ferrule. 54" ash handle.	Y
63110	UFH	Forged level head. 14 curved teeth. 15 x 3¼" one piece forged head. Steel ferrule. 66" ash handle.	Y



### Hoe

Item #	Code	Description	Stock*
66168-UFH	UFH	Forged mortar. Shank pattern. 7" x 4½" perforated blade. Gooseneck shank. Steel ferrule. 18" ash handle.	Y
66158	UFH	Forged mortar. Shank pattern. 10" x 6" perforated blade. Gooseneck shank. Steel ferrule. 66" ash handle.	Y
66123	UFH	Forged mason/plaster. Shank pattern. 7" x 4½" perforated blade. Gooseneck shank. Steel ferrule. 54" ash handle.	Y
66141	UFH	Economy welded garden. Welded shank pattern. 6¼" x 4¾" perforated blade. Gooseneck shank. Steel ferrule. 48" wood handle.	Y



### Post Hole Digger

Item #	Code	Quality Level	Description	Stock*
78004	UFH	RB	Atlas pattern. Two-piece riveted high carbon steel blades. 5½" point spread w/48" wood handles.	Y

\*Y = stock item; A = readily available by order



## Scrapers, Sledges, Hammers &amp; Axes

UnionTools RAZOR-BACK™



## Scraper

Item #	Code	Description	Stock*
78202	UFH	Forged sidewalk & ice scraper. Socket pattern. 7" x 6" industrial gauge, forged blade. Heavy reinforced beads. 54" ash handle.	Y
81104	UFH	Forged ice chisel. Socket pattern. 4" x 9" industrial gauge, forged blade. 54" ash handle.	Y
81106	UFH	Forged ice chisel. Socket pattern. 3¾" x 6" industrial gauge, forged blade. 48" ash handle.	A
83109	UFH	24" Barn scraper. 24" x 6" reversible blade. 14-gauge steel. 8" taper-tight ferrule with cap. 60" ash handle.	Y

Jackson PROFESSIONAL TOOLS



## Sledge &amp; Heavy Hammer

Item #	Code	Description	Stock*
1197100	UFH	4 lb. Drilling. 4¾" stock length. Chamfered face. 10½" hickory handle.	Y
1196300	UFH	3 lb. Engineer. 4¾" stock length. Chamfered face. 16" hickory handle.	Y
1196900	UFH	4 lb. Engineer. 5" stock length. Chamfered face. 16" hickory handle.	Y
SLEDGE6	UFH	6 lb. Double milled head. 6" stock length. Chamfered face. 36" hickory handle.	Y
1197900	UFH	8 lb. Double milled head. 6½" stock length. Chamfered face. 36" hickory handle.	Y
SLEDGE10	UFH	10 lb. Double milled head. 6¾" stock length. Chamfered face. 36" hickory handle.	Y
1199400	UFH	12 lb. Double milled head. 7" stock length. Chamfered face. 36" hickory handle.	Y
SLEDGE16	UFH	16 lb. Double milled head. 8" stock length. Chamfered face. 36" hickory handle.	Y
SLEDGE20	UFH	20 lb. Double milled head. 8¼" stock length. Chamfered face. 36" hickory handle.	Y
1217300	UFH	8 lb. Total Control™ Elite Demolition. 8" stock length. 36" fiberglass handle.	Y
1198800	UFH	8 lb. Double milled head. 6¼" stock length. Chamfered face. 36" fiberglass handle.	Y
1199300	UFH	10 lb. Double milled head. 7" stock length. Chamfered face. 36" fiberglass handle.	Y
92001	UFH	Sledge repair handle. For #2 eye. Slotted, with 1 steel and 1 wood wedge taped to handle. 36" hickory handle.	A

## Axe



Item #	Code	Description	Stock*
1190600	UFH	3½ lb. Single bit, Dayton pattern. Forged head. 7¾" head length. 36" hickory handle.	A

AMES TRUE TEMPER.

\*Y = stock item; A = readily available by order

## Mattocks, Picks, Tamper & Bars



### Mattock & Pick

Item #	Code	Description	Stock*
1136500	UFH	5 lb. Pick mattock (head only). 19½" overall length. 3½" wide blade width. 36" hardwood handle.	Y
1138700	UFH	6 lb. Railroad pick (head only). 23" overall length. 1⅞" wide blade width.	Y
1135400	UFH	5 lb. Cutter mattock (head only). 15½" overall head length. 3½" wide blade width. 2½" narrow blade width.	A
2036900	JAC	36" Ash replacement handle. Fits pick or mattock heads 5-9 lbs.	Y



### Tamper & Bar

Item #	Code	Description	Stock*
30004	UFH	8" x 8" All steel tamper. 43 ½" length.	Y
30005-UFH	UFH	10" x 10" All steel tamper. 44" length.	Y
1160300	UFH	San Angelo bar. 17 lb., 2½" x 2" blade. Straight pattern. 72" overall length.	Y
1160000	UFH	Posthole digger/tamping bar. 17 lb., 9½" x 2" blade. Straight pattern. 72" overall length.	Y
1160100	UFH	Pinch point bar. 18 lb., 2¼" x 1¼" blade. Straight pattern. 60" overall length.	Y
1171600	UFH	Wrecking bar. Gooseneck pattern. 5¼ lb. 36" x ¾" hex. 36½" overall length.	A
1170000	UFH	Wrecking bar. Gooseneck pattern. 4¼ lb. 30" x ¾" hex. 30½" overall length.	Y
1170500	UFH	Wrecking bar. Gooseneck pattern. 3¼ lb. 24" x ¾" hex. 24 overall length.	A
1164800	UFH	Wrecking bar. Gooseneck pattern. 2¼ lb. 18" x ¾" hex. 18¾" overall length.	A

## Hex Key Sets




### 13-Piece Allen Balldriver Set

- Manufactured from Protanium® steel
- ProGuard™ finish protects against corrosion
- Set includes: .050", 1/16", 5/64", 3/32", 7/64", 1/8", 9/64", 5/32", 3/16", 7/32", 1/4", 5/16", 3/8"

Item #	Code	Description	Stock*
10937	BOD	13-Piece Balldriver Set	Y



### GorillaGrip® Fold-Up Set



Item #	Code	Description	Stock*
12589	BOD	<b>9-Piece Inch Set:</b> 5/64", 3/32", 7/64", 1/8", 9/64", 5/32", 3/16", 7/32", 1/4"	Y
12592	BOD	<b>7-Piece Metric Set:</b> 1.5 mm, 2 mm, 2.5 mm, 3 mm, 4 mm, 5 mm, 6 mm	Y
10999	BOD	<b>8-Piece Torx® Set:</b> T9, T10, T15, T20, T25, T27, T30, T40	A

\*Y = stock item; A = readily available by order



# Drive Sockets & Accessories

## 1/2" Drive Socket

6 pt. Standard Socket



Item #	Code	Nom. Size	Stock*
W4012	WRI	3/8"	Y
W4014	WRI	7/16"	Y
W4016	WRI	1/2"	Y
W4018	WRI	9/16"	Y
W4020	WRI	5/8"	Y
W4022	WRI	11/16"	Y
W4024	WRI	3/4"	Y
W4026	WRI	13/16"	Y
W4028	WRI	7/8"	Y
W4030	WRI	15/16"	Y
W4032	WRI	1"	Y
W4034	WRI	1 1/16"	Y
W4036	WRI	1 1/8"	Y
W4038	WRI	1 3/16"	Y
W4040	WRI	1 1/4"	Y
W4042	WRI	1 5/16"	Y
W4044	WRI	1 3/8"	Y
W4046	WRI	1 7/16"	Y
W4048	WRI	1 1/2"	Y

6 pt. Deep Socket



Item #	Code	Nom. Size	Stock*
W4512	WRI	3/8"	Y
W4514	WRI	7/16"	Y
W4516	WRI	1/2"	Y
W4518	WRI	9/16"	Y
W4520	WRI	5/8"	Y
W4522	WRI	11/16"	Y
W4524	WRI	3/4"	Y
W4526	WRI	13/16"	Y
W4528	WRI	7/8"	Y
W4530	WRI	15/16"	Y
W4532	WRI	1"	Y
W4534	WRI	1 1/16"	Y
W4536	WRI	1 1/8"	Y
W4538	WRI	1 3/16"	Y
W4540	WRI	1 1/4"	Y
W4542	WRI	1 5/16"	Y
W4544	WRI	1 3/8"	Y
W4546	WRI	1 7/16"	Y
W4548	WRI	1 1/2"	Y

## 1/2" Drive Ratchet



Item #	Code	Description	Overall Length	Stock*
W4425	WRI	Long Knurled Grip—Double Pawl	15"	Y
W4426	WRI	Knurled Grip—Double Pawl	10 3/4"	Y
W4430	WRI	Flex Head Knurled Grip—Double Pawl	18"	A
W34426	WRI	Knurled Handle, Black—Double Pawl	10 3/4"	Y

## 1/2" Drive 12-Point Standard Socket Set

17-Piece Set includes:  
 7/16", 1/2", 9/16", 5/8", 11/16", 3/4", 13/16",  
 7/8", 15/16", 1", 1 1/16", 1 1/8", 1 1/4",  
 ratchet, 6" extension, 10" extension,  
 breaker bar



Item #	Code	Description	Stock*
WA45	WRI	1/2" Drive 17-Piece Socket Set	Y



## 1/2" Drive Impact Socket

6 pt. Standard Impact Socket



Item #	Code	Nom. Size	Stock*
W4812	WRI	3/8"	Y
W4814	WRI	7/16"	Y
W4816	WRI	1/2"	Y
W4818	WRI	9/16"	Y
W4820	WRI	5/8"	Y
W4822	WRI	11/16"	Y
W4824	WRI	3/4"	Y
W4826	WRI	13/16"	Y
W4828	WRI	7/8"	Y
W4830	WRI	15/16"	Y
W4832	WRI	1"	Y
W4834	WRI	1 1/16"	Y
W4836	WRI	1 1/8"	Y
W4838	WRI	1 3/16"	Y
W4840	WRI	1 1/4"	Y
W4842	WRI	1 5/16"	Y
W4844	WRI	1 3/8"	Y
W4846	WRI	1 7/16"	Y
W4848	WRI	1 1/2"	Y

6 pt. Deep Impact Socket



Item #	Code	Nom. Size	Stock*
W4912	WRI	3/8"	Y
W4914	WRI	7/16"	Y
W4916	WRI	1/2"	Y
W4918	WRI	9/16"	Y
W4920	WRI	5/8"	Y
W4922	WRI	11/16"	Y
W4924	WRI	3/4"	Y
W4926	WRI	13/16"	Y
W4928	WRI	7/8"	Y
W4930	WRI	15/16"	Y
W4932	WRI	1"	Y
W4934	WRI	1 1/16"	Y
W4936	WRI	1 1/8"	Y
W4938	WRI	1 3/16"	Y
W4940	WRI	1 1/4"	Y
W4942	WRI	1 5/16"	Y
W4944	WRI	1 3/8"	Y
W4946	WRI	1 7/16"	Y
W4948	WRI	1 1/2"	Y

## 1/2" Drive Handle Attachment



Item #	Code	Description	Stock*
W4900	WRI	1/2" F x 3/8" M (Ball Lock) 1 1/2" length	Y
W4902	WRI	1/2" F x 3/4" M (Ball Lock) 2" length	Y

Universal

Item #	Code	Description	Stock*
W4475	WRI	Universal	Y

Impact Universal Joint

Item #	Code	Description	Stock*
W4800	WRI	Universal (Pin Lock) 2 1/16" length	Y

\*Y = stock item; A = readily available by order



## Drive Sockets & Accessories

### 3/8" Drive Hex Socket



Hex Bit Socket

Item #	Code	Nom. Size	Stock*
W3204	WRI	1/8"	A
W3205	WRI	5/32"	Y
W3206	WRI	3/16"	Y
W3207	WRI	7/32"	A
W3208	WRI	1/4"	A
W3210	WRI	5/16"	Y
W3212	WRI	3/8"	Y

### 3/8" Drive Ratchet



Item #	Code	Description	Stock*
W3426	WRI	7" Knurled Grip—Double Pawl	Y
W33426	WRI	7" Black Knurled Grip—Double Pawl	Y

### 3/4" Drive Impact Socket



6 pt. Deep Impact Socket

Item #	Code	Nom. Size	Stock*
W6940	WRI	1/4"	Y
W6942	WRI	1 5/16"	Y
W6946	WRI	1 7/16"	Y
W6948	WRI	1 1/2"	Y
W6952	WRI	1 5/8"	Y
W6960	WRI	1 7/8"	Y

### 3/4" Drive Impact Attachment



Ratchet

Item #	Code	Description	Stock*
W6400	WRI	24" Knurled Steel Handle	Y

Impact Adaptor



Item #	Code	Description	Stock*
W6900	WRI	3/4"F x 1/2"M 2 1/8" length	Y

### 3/8" Drive Handle & Attachment



Extension

Item #	Code	Size	Stock*
W3403	WRI	3"	A
W3405	WRI	6"	Y



Impact Adaptor

Item #	Code	Size	Stock*
W3899	WRI	3/8"F x 1/2"M 1 3/8" length	Y

Impact Extension

Item #	Code	Description	Stock*
W3903	WRI	3" Extension (Ball)	Y
W3906	WRI	6" Extension (Ball)	Y



### 3/8" Drive 12-Point Standard Socket Set

14-Piece Set includes:  
3/8", 7/16", 1/2", 9/16", 5/8", 11/16", 3/4", 13/16",  
7/8", ratchet, 3" extension, 6" extension,  
breaker bar, spark plug socket



Item #	Code	Description	Stock*
WA35	WRI	3/8" Drive 14-Piece Socket Set	Y

### 1" Drive Impact Attachment

Impact Adaptor

Item #	Code	Description	Stock*
W8900	WRI	1"F x 3/4"M 2 3/4" length	Y



## Crescent®

### 3/8" Drive 30-Piece Socket Set

Set includes:

- 3/8" drive ratchet handle
- 3" and 6" extension
- Metric sockets: 9, 10, 12, 13, 14, 15, 17, 19
- SAE sockets: 5/16", 3/8", 7/16", 1/2", 9/16", 5/8", 11/16", 3/4"
- Deep metric sockets: 12, 13, 14, 16, 17
- Deep SAE sockets: 7/16", 1/2", 9/16", 5/8", 11/16"
- 13/16" spark plug socket



Item #	Code	Description	Stock*
CTK30SET	CRE	3/8" Drive 30-Piece Socket Set	Y

## Wrenches

### Combination Wrench



Satin Finish

Item #	Code	Nom. Size	Stock*
W1108	WRI	1/4"	Y
W1110	WRI	5/16"	Y
W1112	WRI	3/8"	Y
W1114	WRI	7/16"	Y
W1116	WRI	1/2"	Y
W1118	WRI	9/16"	Y
W1120	WRI	5/8"	Y
W1122	WRI	11/16"	Y
W1124	WRI	3/4"	Y
W1130	WRI	15/16"	Y
W1132	WRI	1	Y
W1134	WRI	1 1/16"	Y
W1136	WRI	1 1/8"	Y
W1138	WRI	1 3/16"	Y
W1140	WRI	1 1/4"	Y



### Adjustable Wrench



Cobalt Finish

Item #	Code	Length/Max. Capacity	Stock*
W9AC06	WRI	6" / 15/16"	Y
W9AC15	WRI	15" / 1 3/4"	Y



Black Industrial Finish

Item #	Code	Length/Max. Capacity	Stock*
W9AB08	WRI	8" / 1 1/8"	Y
W9AB10	WRI	10" / 1 5/16"	Y
W9AB12	WRI	12" / 1 1/2"	Y
W9AB18	WRI	15" / 2 1/8"	Y

## Crescent®

### Black Phosphate Finish Adjustable Wrench

- Alloy steel and heat treated
- Tension spring stabilizes jaw and knurl adjusts easily
- Wide capacity jaw allows each tool to work with more fastener sizes
- Wider handle provides more comfort



Item #	Code	Length/Max. Capacity	Stock*
AT112V	CRE	12" / 1 1/2"	Y
AT110V	CRE	10" / 15/16"	Y
AT18V	CRE	8" / 1 1/8"	Y
AT16V	CRE	6" / 15/16"	Y
AT14V	CRE	4" / 1/2"	Y

## Tool Sets

## Crescent®

### 148-Piece Professional Tool Set

This set contains all the tools needed for most industrial applications, including 1/4", 3/8" and 1/2" quick-release ratcheting drives and a wide selection of standard and deep sockets in the most common SAE and metric sizes.



Item #	Code	Description	Stock*
CTK148MP	CRE	148-Piece Tool Set	Y

## Suspenders

### Heavy-Duty Work Suspender

- Adjustable to fit all sizes
- Heavy-duty clips front and rear
- 2" wide heavy-duty webbing for extra strength
- Elastic rear straps for added comfort



Item #	Code	Length/Max. Capacity	Stock*
110RED	CUS	Red Work Suspenders	A
110BLK	CUS	Black Work Suspenders	Y

## Belts

### Top-of-the-Line Mesh Back Support Belt

- 8" wide breathable Lycra®
- Spandex power net mesh back panel
- Double 4" wide elastic side panels adjustable for custom fit
- 1 1/4" wide elastic adjustable suspenders



Item #	Code	Description	Stock*
5300L	CUS	Mesh Back 37"-43" Belt	Y

### Elastic Back Support Belt

- 8" wide elastic back panel
- 5" wide heavy elastic bands
- 1 1/4" wide elastic adjustable suspenders



Item #	Code	Description	Stock*
5000XL-CUS	CUS	46"-56" Belt	Y

### Padded Comfort Belt

- 3" wide, foam-padded belt
- Heavy-duty, double layer fabric will not rot, crack, harden or mildew
- 2" double tongue metal roller buckle



Item #	Code	Description	Stock*
5623	CUS	29"-46" Belt	Y

### Tapered Leather Work Belt

- 2 3/4" wide belt
- Steel double tongue roller buckle



Item #	Code	Description	Stock*
962L	CUS	41"-46" Belt	Y

### Embossed Leather Work Belt

- 2 3/4" wide belt
- Steel single tongue roller buckle



Item #	Code	Description	Stock*
E4521	CUS	29"-46" Belt	Y

## Kneepads



### Professional Gel Kneepads

- Special CLC "Comfort Zone" gel center provides maximum cushioning for all-day wearability
- ¾" thick, high density foam for all day comfort
- Large caps are over sized for more protective coverage



### Stitched, Plastic Cap, Swivel Kneepads

- Exclusive grooved cap design prevents thread abrasion
- Comfortable foam padding for extra knee protection
- Super tough, lightweight fabric covering



### Ultraflex™ Nonskid Professional Kneepads

- Sure-grip, nonmarring cap surface
- Super thick, high density closed cell foam for all day comfort
- Durable rubber straps are adjustable to fit all sizes



### Molded Rubber Kneepads

- Lightweight, durable molded rubber
- Elastic straps with hook and loop fasteners



Item #	Code	Description	Stock*
G340	CUS	Professional Gel Kneepads	Y
V230	CUS	Stitched, Plastic Cap, Swivel Kneepads	Y
361-CUS	CUS	Ultraflex™ Non-Skid Professional Kneepads	Y
V310	CUS	Molded Rubber Kneepads	Y

## Buckets/Bags



### Leather-Bottom Bucket

Made of No. 1 canvas with Cicolac top ring. Bottom is covered with leather reinforcement extending 3" up the sides.

Item #	Code	Top Diameter	Bottom Diameter	Height	Stock*
5104	KLE	12"	12"	17	Y
5104S	KLE	Same as above but equipped with 2012 swivel snap			Y



### Bull Pin and Bolt Bag

Bolt bag with bull pin loop on each side. Made of No. 4 canvas with double bottom, 3" tunnel loop.

Item #	Code	Description	Stock*
5416T	KLE	5" x 9" x 10" deep	Y



## Nail & Tool Bags



### 2-Pocket Nail & Tool Bag

- Two main nail and tool pockets
- Fits belts up to 2¾" wide
- Heavy-duty suede leather

Item #	Code	Description	Stock*
17496	CUS	2-Pocket Nail & Tool Bag	Y



### 9-Pocket Carpenter's Nail & Tool Bag

- Two large capacity main nail/tool pockets
- Additional upper pocket and two steel hammer loops
- Six smaller pockets fit pencils, nail sets, pliers, etc
- Fits belts up to 2¾" wide
- Reversed top grain leather

Item #	Code	Description	Stock*
176834	CUS	9-Pocket Carpenter's Bag	Y



### 10-Pocket Leather Carpenter's Nail & Tool Bag

- Heavy-duty top grain leather
- Two large capacity main nail/tool pockets
- Two additional upper pockets
- Six smaller pockets fit pencils, nail sets, pliers, etc.
- Metal clip holds all measuring tape sizes
- Fits belts up to 2¾" wide

Item #	Code	Description	Stock*
1933-CUS	CUS	10-Pocket Carpenter's Bag	Y



### 10-Pocket Leather Carpenter's Nail & Tool Bag

- Reversed top grain leather
- Two large capacity main nail/tool pockets
- Two additional upper pockets
- Six smaller pockets fit pencils, nail sets, pliers, etc.
- Fits belts up to 2¾" wide

Item #	Code	Description	Stock*
179334	CUS	10-Pocket Carpenter's Bag	Y



### 21-Pocket Electrician's Tool Pouch

- Made of polyester fabric and ballistic binding
- Zippered top flap and back pocket
- Ergonomic rubber handle and padded shoulder
- Outside pocket to hold cell phone and three outside screwdriver holders

Item #	Code	Description	Stock*
1509-CUS	CUS	21-Pocket Electrician's Tool Pouch	Y





## Combos & Aprons



### 2-Pocket Canvas Work Apron



C6

- Double stitched canvas with canvas waist ties
- Two large pockets for nails, screws, tools, etc.
- 5" wide padded belt fits waist sizes 29"-46"



1649-CUS

### 11-Pocket/5-Piece Combo Apron

- Made of polyester fabric and ballistic binding
- Five main pockets for nails/tools
- Six smaller pockets for pliers, pencils, nail sets, etc.
- Metal clip holds all measuring tape sizes
- Steel hammer loop
- 2" wide padded belt fits waist sizes 29"-46"



6427

### 12-Pocket Carpenter's Apron

- Double layer of rugged, lightweight DuPont® Codura® Plus fabric
- Four main pockets for nails/tools
- Six smaller pockets for pliers, pencils, nail sets, etc.



5608-CUS

### 17-Pocket/4-Piece Carpenter's Combo Apron

- Double layer of ballistic polyester fabric
- All parts removable and interchangeable
- 5" wide padded belt fits waist sizes 29"-46"

Item #	Code	Description	Stock*
C6	CUS	2-Pocket Canvas Work Apron	Y
6427	CUS	12-Pocket Carpenter's Apron	Y
1649-CUS	CUS	11-Pocket/5-Piece Combo Apron	Y
5608-CUS	CUS	17-Pocket/4-Piece Carpenter's Combo Apron	Y

## Tool Holders



### Bull Pin Holder

Holder for Klein bull pins. Has tunnel loop to permit use on wider belts or to slide over D-rings, buckles and other accessories up to 3½".



5417T

### Erection Wrench Holder

Leather wrench holder with cotton web tunnel loop. Has slots for two erection wrenches.



5461T

Item #	Code	Description	Stock*
5461T	KLE	6" x 9½"	Y
5417T	KLE	3¼" x 12¼"	A



### Cell Phone Holder

- Specially designed to hold newer and smaller cell phones
- Versatile 2-way attachment for belts, pants, etc.
- Heavy-duty clip-on back, elastic side panels and padded inside to protect cell phones



5124

### 4-Pocket Tool And Cell Phone Holder

- Four pockets and one padded pocket to fit most compact cell phones
- Attach to belt with snap closure or carry securely in pocket with wide padded flap
- Webbing slot for small tools and electrical tape sling



1501-CUS

### Cordless Drill Holder

- Double layer of rugged, lightweight fabric
- Holds most ¼" to ½" drills up to 18 volts
- Pocket for drill bits or accessories
- Safety strap with hook and loop fastener



5020-CUS

### Steel Loop Hammer Holder

- Cradle design eliminates hammer pivoting
- Fits belts up to 2¾" wide
- Top grain leather



439

Item #	Code	Description	Stock*
439	CUS	Steel Loop Hammer Holder	Y
5020-CUS	CUS	Cordless Drill Holder	Y
5124	CUS	Cell Phone Holder	Y
1501-CUS	CUS	Tool & Cell Phone Holder	Y

## Softside Tool Carriers

### 31 Pocket - 18" Megamouth™ Tote Bag

- Thirteen multi-use pockets inside and 18 outside organize tools and accessories
- Internal metal frame holds bag open for easy access
- Large interior to carry power tools, circular saws, hard hats, etc.
- Padded handles and adjustable shoulder strap
- 18"L x 11"W x 12"H



1163

### 32 Pocket - 24" Megamouth™ Tote Bag

- Eight multi-use pockets inside and 24 outside organize tools and accessories
- Internal metal frame holds bag open for easy access
- Large interior to carry power tools, circular saws, hard hats, etc.
- Padded handles and adjustable shoulder strap
- 24"L x 11"W x 12"H



1164

### 22 Pocket - 16" Large BigMouth™ Bag

- Twelve multi-use pockets inside and 10 outside organize tools and accessories
- Opens wide for easy access to bag's contents
- Padded reinforced web carrying handles and adjustable shoulder strap
- 16"L x 8½"W x 10"H



1165

Item #	Code	Description	Stock*
1163	CUS	31 Pocket - 18" Megamouth™ Tote Bag	Y
1164	CUS	32 Pocket - 24" Megamouth™ Tote Bag	Y
1165	CUS	22 Pocket - 16" Large BigMouth™ Bag	Y



1578



1579

### Open-Top Soft-Sided Tool Box

- Removable and adjustable metal frame partition slides securely into place to customize tool box to your storage needs
- Plastic reinforced internal pocket for utility knife or other tools
- Sturdy metal handle bar with molded foam grip for easy carrying
- Wide open space below handle for easy access to tool carrier's main compartment
- Adjustable, padded shoulder strap with metal hardware
- 1578: 14"L x 11"W x 11"H
- 1579: 20"L x 11"W x 11"H

Item #	Code	Description	Stock*
1578	CUS	14" Open-Top Soft-Sided Tool Box w/21 pockets	Y
1579	CUS	20" Open-Top Soft-Sided Tool Box w/27 pockets	Y

### Climate Gear™ Soft Tool Bag

- Heavy-duty and weather resistant
- Durable interwoven tarpaulin construction
- Polyester bottom with rubber strips
- Weather resistant zippers
- Padded anti-slip shoulder strap with metal clips
- Large internal compartment with seven webbing tool loops
- Outer pocket with Velcro® and padded shoulder strap
- 18"L x 10½"W x 10"H



Item #	Code	Description	Stock*
1263	CUS	18" Climate Gear™ Tool Bag	Y