




*Unparalleled Cure, Gloss & Protection...
At Time of Placement!*



FEATURES & BENEFITS



CUT YOUR LABOR



CUT YOUR DOWNTIME




CUT YOUR ENVIRONMENTAL IMPACT


REDUCES SLAB CURLING
Surface curling leads to joint deterioration. The GreenIce Cure System™ greatly reduces cracking and curling for an even surface reveal.

- » INCREASES ABRASION RESISTANCE UP TO 400%
- » STRETCHES CONTROL JOINTS
- » KEEPS THE WATER IN THE SLAB
- » RETARDS SET TIME IN HOT WEATHER
- » DENSIFIES THE SLAB
- » DUSTPROOFS THE SLAB
- » ALLOWS FLATTER FLOORS
- » STOPS MOISTURE MIGRATION
- » CURED AND FINISHED THE SAME DAY – START WORKING ON IT THE NEXT DAY
- » SAVES TIME AND LABOR
- » REDUCES COSTS
- » REDUCES MICRO CRACKS
- » SUSTAINABLE CONCRETE
- » CLOSES CAPILLARIES
- » BEST FF RESULTS
- » SUPPORTS ALL TYPES OF FLOORING
- » NO MORE LOSING THE SLAB
- » BEST LOOKING FINISH


Cure Concrete *Faster* with *Fewer Problems...*
The GreenIce Cure System™ provides a cure and finish for concrete which stops moisture related deterioration issues and other moisture problems. Concrete failures due to salt, chemical penetration, moisture penetration and freeze-thaw cycles cause most of the concrete deterioration in the country. The GreenIce Cure System™ is a two-part patent-protected concrete curing solution designed to cure concrete faster, increase abrasion resistance and add a high-gloss finish!



PLACE, SPRAY & TROWEL
IceStart™ is the curing agent that is applied at the time of placement. Simply spray IceStart™ with a low-pressure pump sprayer or apply through the sprayer of a power trowel. Apply in three applications.



APPLY ICESTOP™ FIXATIVE
IceStop™ is the fixative applied as soon as the power trowels are finished. Apply with a sprayer and gently scrub after the surface is completely dry. Now you have a moisture mitigated surface that accepts any flooring.



ENJOY YOUR PREMIUM CONCRETE
The GreenIce Cure System™ cures the same day it's placed – saving time and labor while stopping moisture deterioration issues. This results in a sustainable concrete finish superior to traditional methods.

ICESTART

Trowel and IceStart is the beginning of a strong floor. IceStart is a unique curing agent used to ensure a properly cured floor. IceStart is applied over the concrete during the troweling process. IceStart is designed

to ease finishing, by reducing drag on concrete, reducing subsurface lateral micro-cracks, mud cracks, can faces and shrinkage cracks. IceStart provides for a set time that is retarded in hot weather, without extending the set time in cold weather. Ice Start eliminates false set. Allows finishing of dry shake as if on normal concrete. Control joints will have a sharper cut.

DIRECTIONS FOR APPLICATION

At Time of Pour:

1. Apply Green IceStart through the sprayer of the power trowel during the first panning process. Green IceStart can be sprayed from a high volume low pressure sprayer at a rate of 1200 sq ft per gallon.
2. Pan material into the surface of the concrete. (MUST be used in conjunction with trowels.
3. Failure to use trowels in conjunction with material WILL NOT produce a cured slab.)
4. Apply material during each subsequent panning cycle, for a total of three applications. The material should not cover less than or more than 400 total sq ft per gallon.
5. Combi blades may be used to further close the surface of the slab.
6. Do NOT raise blades more than 10 degrees as an excessive angle will mar the surface of the slab
7. Remove Trowels off Slab and proceed immediately with IceStop as directed.

Technical: IceStart
Appearance: Clear
Odor: None
Film forming: Non
Active Ingredients: 100%
Type: Cure
pH: 7.5

Boiling Point: 212° F
ASTM: Passes C156 & E96 parameters
Packaging: 5-gal bucket, 55-gal barrel, 275-gal tote
Shelf Life: 2 years
VOC (grams/Liter): Less than 50
Freezing Point: 32° F (Do Not Allow to Freeze)

Material Safety Data Sheets available at www.GreenUmbrellaSystems.com

- Remove cat faces
- Looks like a mechanically polished (GHP) floor
- Better protection than found on mechanically finished floors
- Opens new markets for flat-work contractors
- A hard troweled surface can be achieved without over-troweling
- Increased light reflectance average 45 on a 4500 psi mix
- Chasing a slab that has set up too fast is a thing of the past
- Will not result in poor water cement ration as a result of bleeding the slab
- Passed ASTM C156 and E96 parameters for curing

ICESTOP

Spray IceStop on the surface as the second part of the IceCure system. Working as a fixative, IceStop is sprayed over the surface once trowels are finished. Additionally, it creates a protected slab while curing and during construction. With specially designed properties, this product will densify and add abrasion resistance while repelling water. The benefit is that IceStop increases the strength and longevity of the slab. The gloss reading averages in the 40's.

DIRECTIONS FOR APPLICATION

1. After using IceStart as directed and as soon as the trowels have finished, check slab for containments.
2. Apply the IceStop using garden sprayers or high volume low pressure sprayers at a rate of 300 sq ft per gallon.
3. Allow Green IceStop to sit on the slab for a minimum of 25 minutes
4. After Green IceStop has dried COMPLETELY gently scrub surface
5. Using minimal water rinse and wet vacuum floor, if necessary. Cleaning is not necessary at this stage but must be done prior to application of the Green IceCap.

Technical: IceStop
Appearance: Clear
Odor: None
Film forming: Non
Active Ingredients: 100%
Type: Fixative and Hydrophobic Hardener/Densifier

pH: 11.2
Boiling Point: 212° F
Packaging: 5-gal bucket, 55-gal barrel, 275-gal tote
Shelf Life: 2 years
VOC (grams/Liter): Less than 25
Freezing Point: 32° F (Do Not Allow to Freeze)

Material Safety Data Sheets available at www.GreenUmbrellaSystems.com

- Stops the IceStart, working as a fixative
- Repels liquids, including water, oil and many chemicals during constructions
- Increases hardness and density, while reducing porosity
- Requires no rinsing & disposal and will not gel on surface — can be allowed to air dry
- Decreases black tire marking from lift trucks and other equipment
- Stands up to heavy abrasion and foot traffic while providing excellent slip resistance

Contact your rep **Tim Bannigan** at your local stocking distributor for more info:
315-404-5427 Tim@MQB.com

Prices and product availability are subject to change without notice. All specials and promotions limited to stock on hand. Call for current prices. McQuade & Bannigan Inc. is not responsible for typographical errors and we make every effort to ensure the accuracy of the information published in our catalogs, flyers, and website. The documents and graphics published may contain technical inaccuracies or typographical errors. McQuade & Bannigan Inc. reserves the right to revoke any stated offer and to correct any errors, inaccuracies or omissions. 11/27/19

www.MQB.com



SALES@MQB.com

UTICA

1300 Stark St. • Utica, NY 13502
Ph: (315) 724-7119 • Fax: (315) 724-0171

WATERTOWN

22696 Murrock Circle • Watertown, NY 13601
Ph: (315) 788-2612 • Fax: (315) 785-0361

SYRACUSE

6300 E. Molloy Rd. • E. Syracuse, NY 13057
Ph: (315) 671-4400 • Fax: (315) 671-4404